



CATÁLOGO GENERAL

EQUIPAMIENTO PARA EL BAÑO PÚBLICO

2025





FUNDADA EN 1997 POR PROFESIONALES DEL ACERO INOXIDABLE

Desde sus inicios, ha apostado por la calidad y la excelencia en el servicio al cliente en todos los productos que suministra, ofreciendo incluso soluciones a medida de sus necesidades.

Actualmente los productos de Timblau SL. están presentes en toda Europa y, nuestros principales clientes están vinculados entre otros a los sectores sanitario, mueble de baño, ferroviario y hotelero.

La preocupación por la calidad de nuestros productos, nos ha impulsado a obtener las siguientes certificaciones:



FOUNDED IN 1997 BY PROFESSIONALS OF STAINLESS STEEL

Since its origins, Timblau offers high quality products supplied with the best possible service. Custom-tailored solutions are also one of our assets.

Timblau products are all over Europe and our main customers are related to the sanitary fittings, bathrooms furniture and hotel and railway domains.

Since we care about our products quality, we have got the following certifications:



01. Ayudas técnicas

HANDICAPPED ACCESSORIES



04

02. Colectividades

COLLECTIVITIES



26

03. Equipamiento hoteles

HOTEL ACCESSORIES



46

04. Seguridad y prevención

SAFETY AND PREVENTION



56

05. Grifería

TAPS



64

06. Mueble de baño

BATH FURNITURE



84

07. Fregaderos y grifos de cocina

SINKS AND KITCHEN TAPS



100

6 - 7.

Barras abatibles de acero inoxidable
Stainless steel folding bars

8.

Barras de acero inoxidable giratorias
Stainless steel bars swivel

8.

Barras fijas de acero inoxidable
Fixed stainless steel bars

9-10.

Barras de acero inoxidable
Stainless steel bars

11-12.

Barras de acero pintadas
Steel grab bars white painted

13.

Barras antideslizantes
Anti-slip bars

14.

Barras de acero inoxidable antideslizantes
Anti-slip stainless steel bars

16-17.

Taburetes y asientos de baño
Stools and shower seats

18-19.

Asientos de ducha
Shower seats

20-21.

Espejos minusválidos
Handicapped mirrors

22-23.

WC minusválidos
Handicapped ceramic WC pans

24.

Cerámica sanitaria
Handicapped ceramic wash basins

25.

Vertederos
Sink drain



01.

Ayudas Técnicas

HANDICAPPED ACCESSORIES

01

02

03

04

05

06

07

08





BARRAS ABATIBLES DE ACERO INOXIDABLE

STAINLESS STEEL FOLDING BARS

También disponible el Kit anticonductivo

01

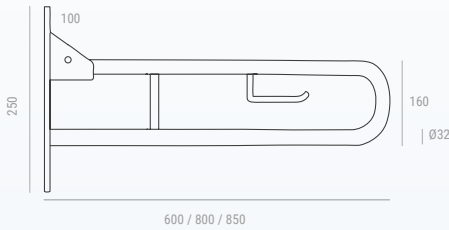


TOP VENTAS

Barra abatible · Folding bar

Con y sin portarrollos
With and without toilet roll holder

Material Material	Acero Inoxidable AISI 304 Stainless Steel AISI 304
Acabado Finish	Satinado / Brillante / Negro Satin / Bright / Black
Tubo Tube	Ø 32 mm

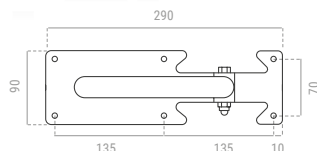


Tim-52318P/S-600 600 mm · Satinado / Satin	93,81 €
Tim-52318P/B-600 600 mm · Brillante / Bright	112,84 €
Tim-52318P/S 800 mm · Satinado / Satin	100,40 €
Tim-52318P/S-SP 800 mm · Sin Portarrollos / Without toilet roll holder / Satinado / Satin	99,01 €

Tim-52318P/B 800 mm · Brillante / Bright	122,70 €
Tim-52318P/N 800 mm · Negro / Black	110,80 €
Tim-52318P/S-850 850 mm · Satinado / Satin	101,48 €
Tim-52318P/B-850 850 mm · Brillante / Bright	123,98 €



Barra abatible eco · Eco folding bar



Sin portarrollos y sin soldaduras
Without toilet roll holder and without welding

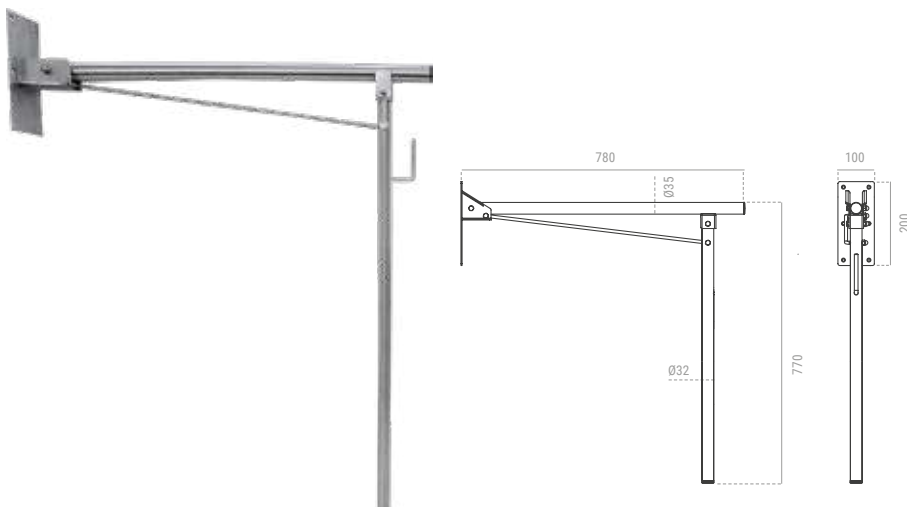
Material Material	Acero Inoxidable AISI 304 Stainless Steel AISI 304
Acabado Finish	Satinado o brillante Satin or bright
Tubo Tube	Ø 32 mm
Longitud Length	800 mm



Tim-52318P/SA Satinado / Satin	90,50 €
Tim-52318P/BA Brillante / Bright	95,30 €

STAINLESS STEEL FOLDING BARS

Apoyabrazos simple Simple armrest



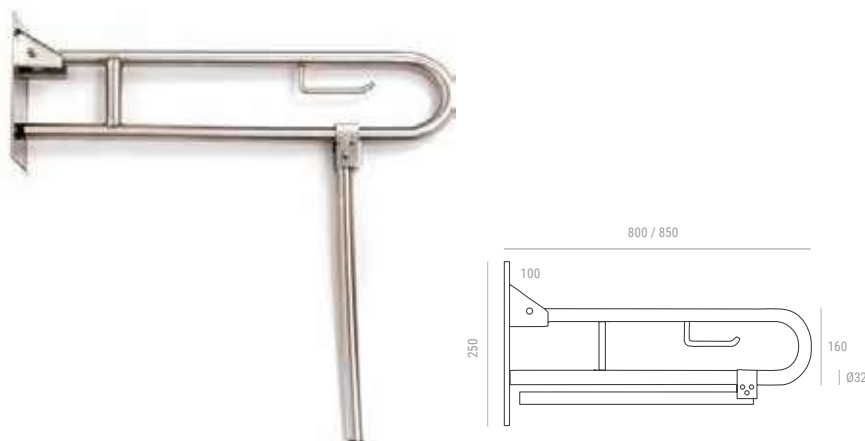
Con apoyo a suelo
With ground support

Material Material	Acero Inoxidable Stainless Steel
Acabado Finish	Satinado o brillante Satin or bright
Tubo Tube	Ø 32 mm
Dimensiones Dimensions	765 x 800 x 100 mm



Tim-52358P/S Satinado / Satin	161,20 €
Tim-52358P/B Brillante / Bright	180,20 €

Barra abatible con pata · Folding bar with floor support



Con portarrollos
With toilet roll holder

Material Material	Acero Inoxidable AISI 304 Stainless Steel AISI 304
Acabado Finish	Satinado o brillante Satin or bright
Tubo Tube	Ø 32 mm



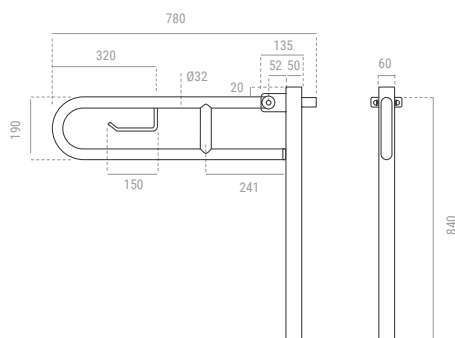
Tim-52328P/S 800 mm - Satinado / Satin	176,50 €
Tim-52328P/B 800 mm - Brillante / Bright	194,13 €
Tim-52328P/P 800 mm - Blanco / White	145,10 €
Tim-52328P/N 800 mm - Negra / Black	155,90 €
Tim-52328P/S-850 850 mm - Satinado / Satin	177,58 €
Tim-52328P/B-850 850 mm - Brillante / Bright	195,41 €



Especial para construcciones en pladur
Special for plasterboard constructions

Material Material	Acero Inoxidable AISI 304 Stainless Steel AISI 304
Tubo Tube	Ø 32 mm
Dimensiones Dimensions	840 x 780 mm

Tim-52338P/S Satinado / Satin	187,20 €
Tim-52338P/B Brillante / Bright	197,60 €
Tim-52338P/P Pintada / Painted	166,40 €





BARRAS DE ACERO INOXIDABLE GIRATORIAS

STAINLESS STEEL BARS SWIVEL

01

Barra Giratoria · Swivel Bar



Material | Material Acero Inoxidable / Stainless Steel

Acabado | Finish Satinado, Pintado blanco o pintado negro / Satin, painted white or painted black

Dimensiones | Dimensions 800 mm



Tim-52348P/S Satinado / Satin	152,20 €
Tim-52348P/B Brillo / Bright	159,70 €
Tim-52348P/P Blanco / White	171,50 €
Tim-52348P/N Negro / Black	171,50 €

Fabricación a medida
Made to measure

BARRAS FIJAS DE ACERO INOXIDABLE

FIXED STAINLESS STEEL BARS

TOP VENTAS



Barras fijas · Fixed grabs bars

Fabricación a medida
Made to measure

Material | Material Acero Inoxidable AISI 304 / Stainless Steel AISI 304

Acabados | Finishes Satinado o brillante / Satin or bright

Tubo | Tube Ø 32 mm




Satinado / Satin	
Tim-523030/S 300 mm	28,24 €
Tim-523040/S 400 mm	30,33 €
Tim-523050/S 500 mm	32,36 €
Tim-523060/S 600 mm	37,51 €
Tim-523080/S 800 mm	41,92 €

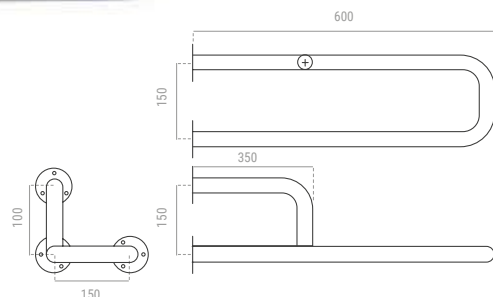
Brillo / Bright	
Tim-523030/B 300 mm	31,13 €
Tim-523040/B 400 mm	33,35 €
Tim-523050/B 500 mm	35,61 €
Tim-523060/B 600 mm	41,92 €
Tim-523080/B 800 mm	46,34 €

STAINLESS STEEL BARS

Barra pared / pared · Wall to wall grab bar



i Fabricación a medida
Made to measure



Universal derecha / izquierda
Con 3 puntos de fijación
Universal right / left
3 fixing supports to wall

Material | Material Acero Inoxidable AISI 304
Stainless Steel AISI 304

Acabado | Finish Satinado o brillante
Satin or bright

Tubo | Tube Ø 32 mm

Longitud | Length 600 mm



Tim-52376U/S 115,86 €

Satinado / Satin

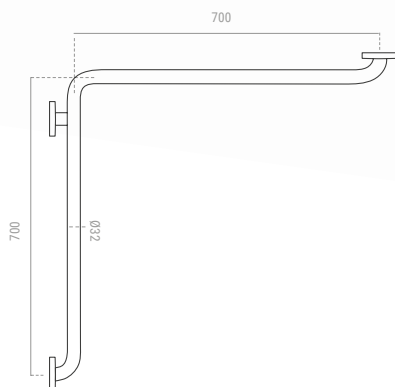
Tim-52376U/B 126,89 €

Brillante / Bright

Barra de apoyo horizontal · Horizontal grab bar



i Fabricación a medida
Made to measure



Con 3 puntos de apoyo a pared
With 3 fixing supports to wall

Material | Material Acero Inoxidable AISI 304
Stainless Steel AISI 304

Acabado | Finish Satinado o brillante
Satin or bright

Tubo | Tube Ø 32 mm

Dimensiones | Dimensions 700 x 700 mm



Tim-523470/S 98,20 €

Satinado / Satin

Tim-523470/B 110,67 €

Brillante / Bright

Barra 135° · Grab bar 135°



i Fabricación a medida
Made to measure



Con 2 puntos de apoyo a pared
With 2 fixing supports to wall

Material | Material Acero Inoxidable AISI 304
Stainless Steel AISI 304

Acabado | Finish Satinado o brillante
Satin or bright

Tubo | Tube Ø 32 mm

Dimensiones | Dimensions 300 x 300 mm



Tim-523135/S 39,72 €

Satinado / Satin

Tim-523135/B 43,04 €

Brillante / Bright

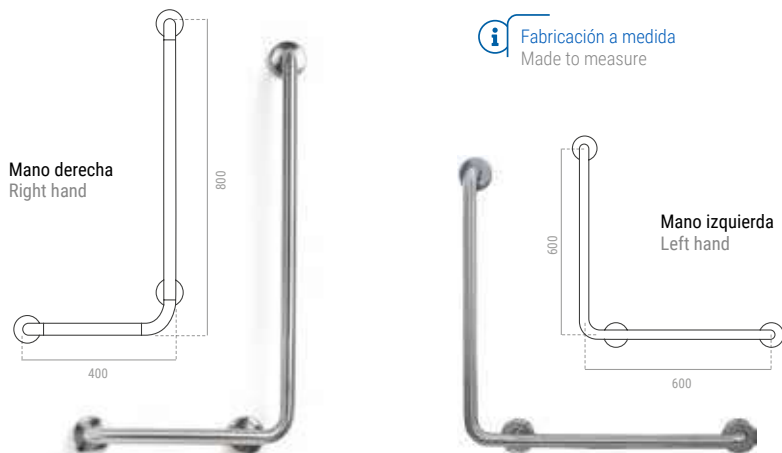


BARRAS DE ACERO INOXIDABLE

STAINLESS STEEL BARS

01

Barra ángulo 90 grados · Grab bar 90°



Con 3 puntos de apoyo a pared
With 3 fixing supports to wall

Material Material	Acero Inoxidable AISI 304 Stainless Steel AISI 304
Acabado Finish	Satinado o brillante Satin or bright
Tubo Tube	Ø 32 mm
Mano derecha Right hand	Tim-5235DS
Mano izquierda Left hand	Tim-5235IS



Tim-5235DS/S Satinado / Satin - 800x400	91,58 €
Tim-5235DS/B Brillante / Bright - 800x400	102,62 €
N Tim-5235DS/S-600 Satinado / Satin - 600x600	91,58 €
N Tim-5235DS/B-600 Brillante / Bright - 600x600	102,62 €

Soporte para barra de ducha · Shower rod holder



NOVEDAD

Material Material	ABS
Acabados Finishes	Cromado Chromed



Tim-52378-Soporte	29,30 €
--------------------------	---------

Barra 3 puntos de apoyo a pared · Grab bar with 3 fixing supports to Wall



Material Material	Acero Inoxidable AISI 304 Stainless Steel AISI 304
Acabados Finishes	Satinado o brillante Satin or bright
Tubo Tube	Ø 32 mm
Dimensiones Dimensions	730 x 450 x 660 mm
Mano derecha Right hand	Tim-52378DS
Mano izquierda Left hand	Tim-52378IS



Tim-52378DS/S Satinado / Satin	161,20 €
Tim-52378IS/B Brillante / Bright	176,80 €

Barra pared / suelo · Wall to floor grab bar



Con 3 puntos de fijación 1 a pared 2 a suelo
Universal derecha / izquierda
With 3 fixing supports 1 to wall 2 to floor
Universal Right/Left

Material Material	Acero Inoxidable AISI 304 Stainless Steel AISI 304
Acabado Finish	Satinado o brillante Satin or bright
Tubo Tube	Ø 32 mm
Dimensiones Dimensions	800 x 700 mm




Tim-52368U/S Satinado / Satin	115,86 €
Tim-52368U/B Brillante / Bright	126,89 €

BARRAS DE ACERO PINTADAS

WHITE PAINTED STEEL GRAB BARS

Barras fijas · Fixed grabs bars



Material | Material Acero pintado | Painted steel

Acabado | Finish Blanco | White

Tubo | Tube Ø 32 mm



Tim-523030/P
300 mm 20,97 €

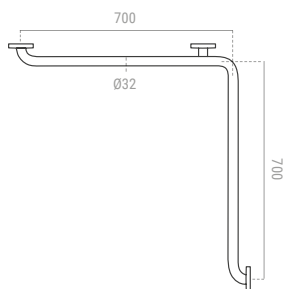
Tim-523040/P
400 mm 22,07 €

Tim-523050/P
500 mm 23,17 €

Tim-523060/P
600 mm 31,10 €

Tim-523080/P
800 mm 32,30 €

Barra de apoyo horizontal · Horizontal grab bar



Con 3 puntos de apoyo
3 fixing supports to wall

Material | Material Acero pintado | Painted steel

Acabado | Finish Blanco | White

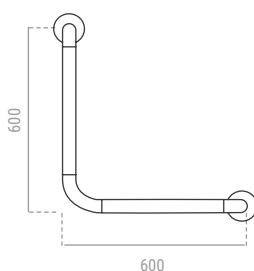
Tubo | Tube Ø 32 mm

Dimensiones | Dimensions 700 x 700 mm



Tim-523470/P 62,07 €

Barra ángulo 90 grados · Grab bar 90°



Con 2 puntos de apoyo a pared
Universal derecha / izquierda
With 2 fixing supports to wall
Universal right / left

Material | Material Acero pintado | Painted steel

Acabado | Finish Blanco | White

Tubo | Tube Ø 32 mm

Dimensiones | Dimensions 600 x 600 mm



Tim-5235US/P 62,07 €

Barra 135° · Grab Bar 135°



Con 2 puntos de apoyo a pared
With 2 fixing supports to wall

Material | Material Acero pintado | Painted steel

Acabado | Finish Blanco | White

Tubo | Tube Ø 32 mm

Dimensiones | Dimensions 300 x 300 mm



Tim-523135/P 32,40 €

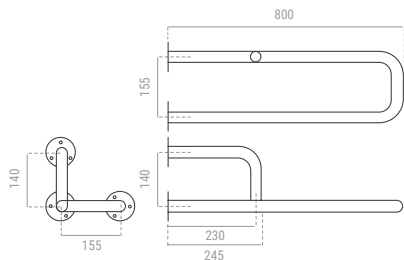


BARRAS DE ACERO PINTADAS

WHITE PAINTED STEEL GRAB BARS

01

Barra pared / pared · Wall to wall grab bar



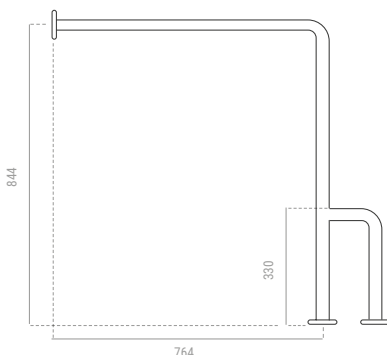
Universal derecha / izquierda
Universal right / left

Material Material	Acero pintado Painted steel
Acabado Finish	Blanco White
Tubo Tube	Ø 32 mm
Longitud Length	600 mm



Tim-52376U/P 62,07 €

Barra pared / suelo · Wall to floor grab bar



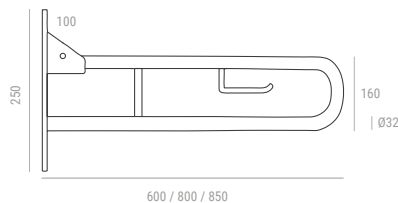
Con 3 puntos de fijación 1 a pared 2 a suelo
Universal derecha / izquierda
With 3 fixing supports 1 to wall 2 to floor
Universal right / left

Material Material	Acero pintado Painted steel
Acabado Finish	Blanco White
Tubo Tube	Ø 32 mm
Dimensiones Dimensions	800 x 800 mm



Tim-52368U/P 86,89 €

Barra abatible · Folding bar



Con/sin portarrollos
With/without toilet roll holder

Material Material	Acero pintado Painted steel
Acabado Finish	Blanco White
Tubo Tube	Ø 32 mm

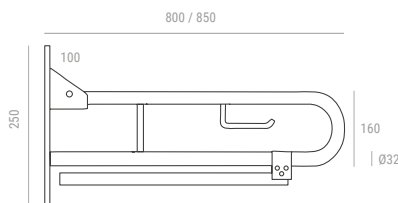


Tim-52318/P 750 mm
Sin portarrollos · Without toilet roll holder 90,30 €

Tim-52318P/P 800 mm
Con portarrollos · With toilet roll holder 95,50 €

Tim-52318P/P-850 850 mm 96,70 €

Barra abatible con pata · Folding bar with floor support



Con portarrollos
With toilet roll holder

Material Material	Acero pintado Painted steel
Acabado Finish	Blanco White
Tubo Tube	Ø 32 mm



Tim-52328P/P 800 mm 145,10 €

AYUDAS TÉCNICAS | HANDICAPPED ACCESSORIES

ANTI-SLIP BARS

Barra abatible con pata · Folding bar with floor support




El asa gris ayuda a abatirla y plegarla cómodamente contra la pared
 Equipada con pata para mayor seguridad
 The grey handle helps to fold it down and fold it comfortably against the wall
 Equipped with a support for greater security

Material Material	Etac
Acabado Finish	Blanco White
Dimensiones Dimensions	740 x 800 mm



Tim-523800	172,60 €
------------	----------

Barras ergonómicas reforzadas · Reinforced ergonomic handles




Adaptada a la mano y con interior en acero inoxidable
 Adapted to the hand and with a stainless steel interior

Material Material	Acero Inox interior recubierto plástico inyectado Internal stainless steel coated injected plastic
---------------------	---



Tim-523805-P/30 300 mm	54,60 €
Tim-523805-P/45 450 mm	68,10 €
Tim-523805-P/60 600 mm	110,30 €

Barra abatible · Folding bar



Queda fijada en posición vertical cuando no se utiliza
 It is fixed in vertical position when not in use

Material Material	Acero pintado Painted steel
Acabado Finish	Blanco White
Tubo Tube	Ø 32 mm
Dimensiones Dimensions	730 mm



Tim-523801	129,10 €
------------	----------

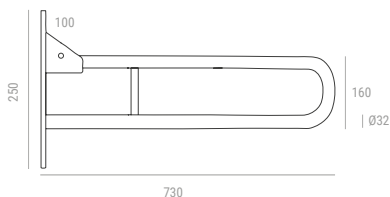



BARRAS DE ACERO INOXIDABLE ANTIDESLIZANTES

ANTI-SLIP STAINLESS STEEL BARS

01

Barra abatible · Folding bar



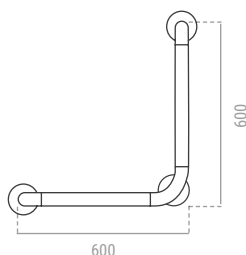
Queda fijada en posición vertical cuando no se utiliza
It is fixed in vertical position when not in use

Material Material	Acero Inoxidable Stainless steel
Acabado Finish	Brillante Bright
Tubo Tube	Ø 32 mm
Dimensiones Dimensions	730 mm



Tim-523802	135,20 €
------------	----------

Barra 90° · Grab bar 90°



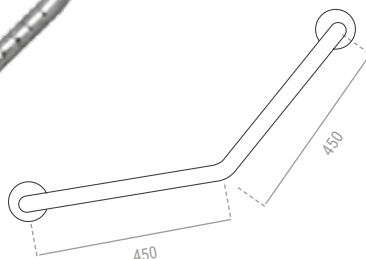
Para ser colocada indistintamente en el lado derecho o izquierdo
To be placed indistinctly on the right or left side

Material Material	Acero inoxidable Stainless steel
Acabado Finish	Brillante Bright
Dimensiones Dimensions	600 x 600 mm



Tim-523803	179,50 €
------------	----------

Barra 135° · Grab bar 135°



Muy útil para incorporarse del inodoro o para instalarla junto a la bañera
Very useful to get up from the toilet wc or to install next to the bathtub

Material Material	Acero inoxidable Stainless steel
Acabado Finish	Brillante Bright
Dimensiones Dimensions	450 x 450 mm



Tim-523804	145,63 €
------------	----------

Barras fijas · Fixed grabs bars



Con ranuras antideslizantes
With anti-slip slots

Material Material	Acero Inoxidable Stainless steel
Acabado Finish	Brillante Bright
Disco Disk	Ø 70 mm
Distancia pared Wall distance	70 mm
Tubo Tube	Ø 30 mm



Tim-523805/30 300 mm	57,30 €
Tim-523805/45 450 mm	49,40 €
Tim-523805/60 600 mm	49,40 €
Tim-523805/80 800 mm	93,75 €
Tim-523805/90 900 mm	128,02 €

AYUDAS TÉCNICAS | HANDICAPPED ACCESSORIES



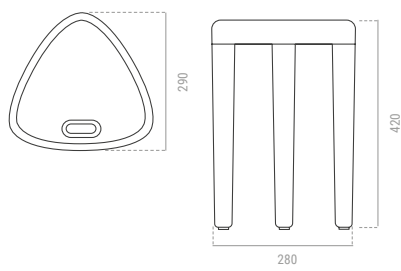


TABURETES Y ASIENTOS DE BAÑO

STOOLS AND SHOWER SEATS

01

Taburete de baño · Bathroom stool



Material Material	Termoplástico Termoplast
Acabado Finish	Blanco White
Dimensiones Dimensions	293 x 281 x 456,5 mm
Peso máximo Max weight	150 Kg



Tim-023002	47,10 €
------------	---------

Silla para baño con respaldo · Bathroom chair with backrest

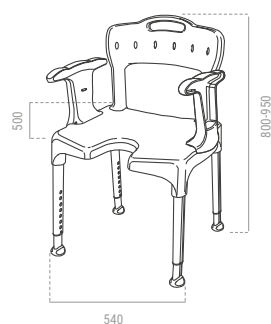


Altura regulable | Adjustable height

Material Material	Aluminio y polipropileno Aluminum and polypropylene
Acabado Finish	Blanco White
Dimensiones Dimensions	430 x 280 mm
Peso máximo Max weight	100 Kg



Tim-023006	102,50 €
------------	----------



Altura regulable | Adjustable height

Material Material	Aluminio y polipropileno Aluminum and polypropylene
Acabado Finish	Blanco White
Dimensiones Dimensions	540 x 500 mm
Peso máximo Max weight	130 Kg



Tim-023019	320,10 €
------------	----------



Altura regulable | Adjustable height

Material Material	Aluminio y polipropileno Aluminum and polypropylene
Acabado Finish	Blanco White
Dimensiones Dimensions	460 x 400 x 800-990 mm
Peso máximo Max weight	136 Kg



Tim-0230020	165,10 €
-------------	----------

Asiento ducha plegable · Folding shower seat



Con pies a suelo reg. 380 a 520 mm
With legs to floor reg. 380 to 520 mm

Material Material	Acero pintado y polietileno White steel and polyethylene
Acabado Finish	Blanco White
Dimensiones Dimensions	490 x 280 mm
Peso máximo Max weight	160 Kg



Tim-023007	140,80 €
------------	----------

AYUDAS TÉCNICAS | HANDICAPPED ACCESSORIES

STOOLS AND SHOWER SEATS

Taburete giratorio · Swivel stool



Patas de aluminio regulables desde 420 a 520 mm
Adjustable aluminum legs from 420 to 520 mm

Material Material	Aluminio y polipropileno Aluminum and polypropylene
Diámetro Diameter	Ø 36 cm
Peso máximo Max weight	120 Kg



Tim-023018 128,75 €

Taburete en aluminio · Aluminum stool



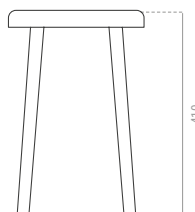
Regulable 420 a 570 mm
Adjustable from 420 to 570 mm

Material Material	Aluminio y polipropileno Aluminum and polypropylene
Diámetro Diameter	Ø 34 cm
Peso máximo Max weight	100 Kg



Tim-023010 87,80 €

Taburete en acero inox · Stainless steel stool

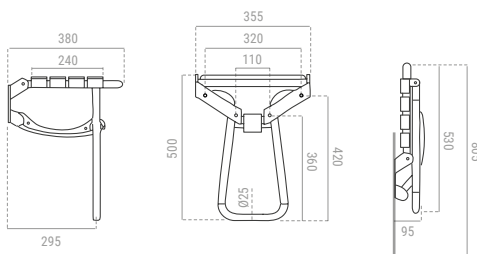


Material Material	Acero Inoxidable Stainless steel
Acabado Finish	Brillo Bright
Dimensiones Dimensions	410 x Ø280 mm
Peso máximo Max weight	100 Kg



Tim-023009 229,50 €

Asiento plegable blanco · White folding seat

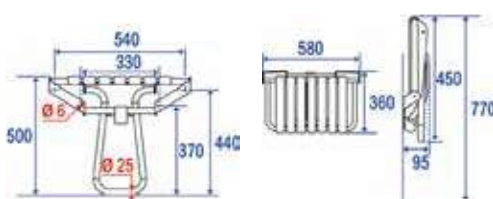


Material Material	Aluminio y polipropileno Aluminum and polypropylene
Acabado Finish	Epoxi blanco White painted
Dimensiones Dimensions	355 x 380 mm
Peso máximo Max weight	150 Kg



Tim-023015 497,60 €

Asiento grande plegable blanco · Big white folding seat



Material Material	Aluminio y polipropileno Aluminum and polypropylene
Acabado Finish	Epoxi blanco White painted
Dimensiones Dimensions	580 x 360 mm
Peso máximo Max weight	150 Kg



Tim-023016 590,50 €

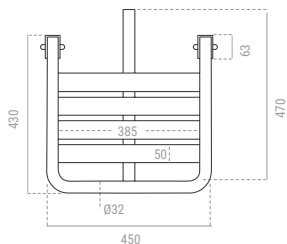


ASIENTOS DE DUCHA

SHOWER SEATS

01

Asiento ducha abatible con soporte · Folding shower seat with support



Con soporte extra a pared
With extra support to wall

Material | Material Acero inox | Stainless steel

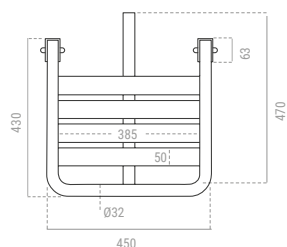
Acabado | Finish Satinado o brillante
Satin or bright

Dimensiones | Dimensions 450 x 430 mm



Tim-5238S1/S
Satinado / Satin 175,43 €

Tim-5238S1/B
Brillante / Bright 220,11 €



Con soporte extra a pared
With extra support to wall

Material | Material Acero inox | Stainless steel

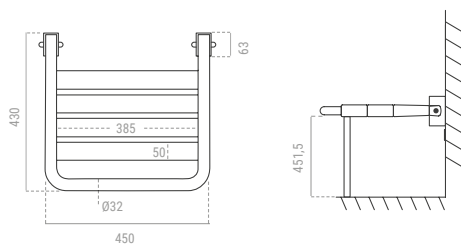
Acabado | Finish Blanco | White

Dimensiones | Dimensions 450 x 430 mm



Tim-5238S1/P 215,20 €

NOVEDAD



Con dos apoyos a suelo
With two floor supports

Material | Material Acero inox | Stainless steel

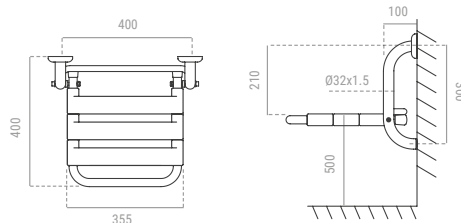
Dimensiones | Dimensions 450 x 430 x 451,5 mm



Tim-5238S2/S
Satinado / Satin 310,60 €

Tim-5238S2/P
Blanco / White 360,50 €

Asiento ducha inox abatible · Fixed Folding shower seat in stainless steel



Rilsan antibacterico
Rilsan anti-bactericidal

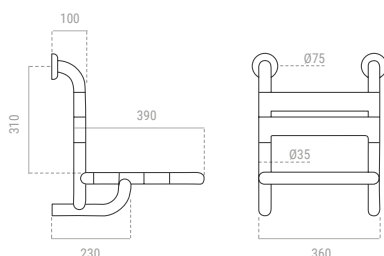
Material | Material Acero inox | Stainless steel

Dimensiones | Dimensions 420 x 430 mm



Tim-023800/P 349,10 €

Asiento ducha Nylon fijo · Fix shower seat in Nylon



Con florón ocultación tornillería
With a cover to hide screws

Material | Material Alma aluminio y nylon
2 mm grosor, con lamas PVC
Aluminum core and nylon cover,
with PVC dovels

Dimensiones | Dimensions 360 x 390 mm



Tim-0238S2/NB 560,30 €

AYUDAS TÉCNICAS | HANDICAPPED ACCESSORIES

ASIENTOS DE DUCHA

SHOWER SEATS

Asiento ducha abatible 4 fijaciones · Folding shower seat 4 fixings



Material | Material Acero Inoxidable | Stainless steel

Acabado | Finish Satinado o brillante
Satin or bright

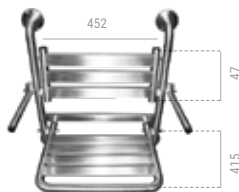
Peso máximo | Max weight 150 kg



Tim-023895/S
Satinado / Satin 360,50 €

Tim-023895/B
Brillante / Bright 487,50 €

Asiento ducha abatible con apoyabrazos · Folding shower seat with removable armrest



Material | Material Acero Inoxidable | Stainless steel

Acabado | Finish Satinado o brillante
Satin or bright

Peso máximo | Max weight 150 kg



Tim-023894/S
Satinado / Satin 585,50 €

Tim-023894/B
Brillante / Bright 610,70 €

Asiento ducha abatible removible · Folding shower seat removable



i Barra fija diam. 60 no incluida
Fix bar diam. 60 not included

Material | Material Acero Inoxidable | Stainless steel

Acabado | Finish Satinado o brillante
Satin or bright

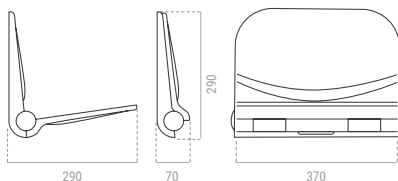
Peso máximo | Max weight 150 kg



Tim-023893/S
Satinado / Satin 335,50 €

Tim-023893/B
Brillante / Bright 380,10 €

Asiento ducha Basic · Shower seat Basic model



Material | Material ABS

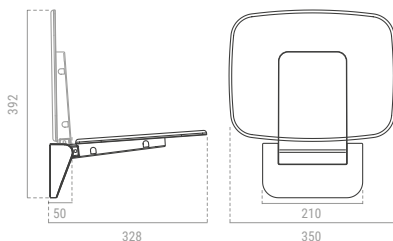
Acabado | Finish Blanco | White

Peso máximo | Max weight 100 kg



Tim-023891 148,50 €

Asiento ducha Luxe · Shower seat Luxe model



Material | Material Duroplast- Termoplástico
Duroplast - Thermoplastic

Acabado | Finish Blanco - cromo | White - chrome

Peso máximo | Max weight 110 kg



Tim-023890 236,70 €

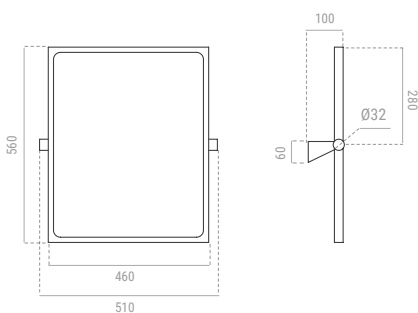


ESPEJOS MINUSVALÍAS

HANDICAPPED MIRRORS

01

Espejo reclinable · Tilting mirror



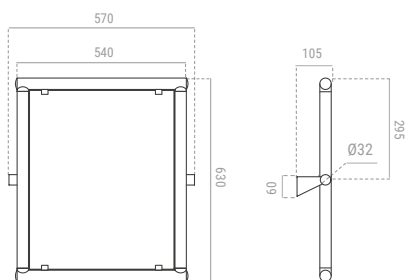
Material | Material Marco en acero | Steel frame

Acabado | Finish Blanco antibacteriano
White finish anti-bacterial

Dimensiones | Dimensions 560 x 460 mm



Tim-02302E 216,54 €

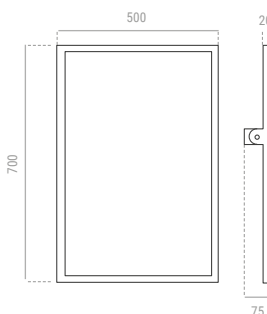


Material | Material Alma aluminio y Nylon 2 mm grosor
Aluminum core and nylon cover

Dimensiones | Dimensions 630 x 540 mm



Tim-02302E/NB 358,36 €



Material | Material Acero Inoxidable | Stainless steel

Acabado | Finish Satinado / Brillante / Blanco
Satin / Bright / White

Dimensiones | Dimensions 700 x 500 mm

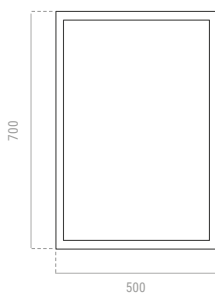


Tim-02307E/S
Satinado / Satin 205,59 €

Tim-02307E/B
Brillante / Bright 205,59 €

Tim-02307/P
Blanco / White 240,50 €

Espejo fijo con marco inox · Fix mirror stainless steel frame



Material | Material Acero inox | Stainless steel

Acabado | Finish Satinado o brillante
Satin or bright

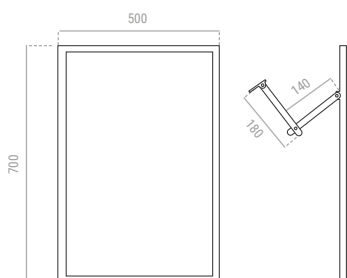
Dimensiones | Dimensions 700 x 500 mm



Tim-02305E/S
Satinado / Satin 150,10 €

Tim-02305E/B
Brillante / Bright 150,10 €

Espejo reclinable con bisagra · Tilting mirror with hinge



Material | Material Marco en acero inox
Frame in stainless steel

Acabado | Finish Brillante | Bright finish

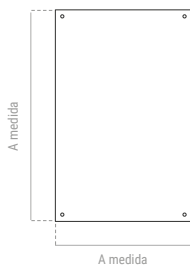
Dimensiones | Dimensions 700 x 500 mm



Tim-02301E 205,59 €

AYUDAS TÉCNICAS | HANDICAPPED ACCESSORIES

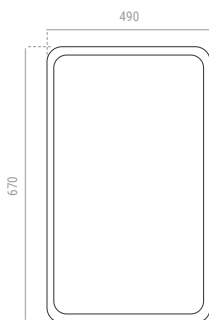
* Espejo Inox antivandálico · Vandal proof stainless steel mirror



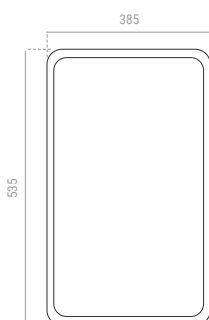
Material Material	Acero inox Stainless steel
Acabado Finish	Alto brillo calidad 7P High polishing mirror
Dimensiones Dimensions	A medida Tailor-made
Tim-02306E/B	Consultar Ask the price

* Consultar plazo de entrega | Request delivery date

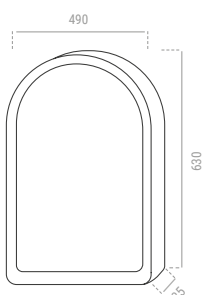
Espejo fijo de baño · Bathroom fix mirror



Material Material	Plástico blanco + cristal White ABS + glass
Acabado Finish	Blanco White
Dimensiones Dimensions	670 x 490 mm
Tim-02308E	84,40 €



Material Material	Plástico blanco + cristal White ABS + glass
Acabado Finish	Blanco White
Dimensiones Dimensions	535 x 385 mm
Tim-02310E	68,50 €



Material Material	Plástico blanco + cristal White ABS + glass
Acabado Finish	Blanco White
Dimensiones Dimensions	630 x 490 mm
Tim-02309E	84,40 €

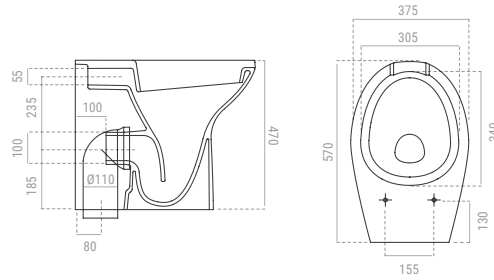


WC MINUSVÁLIDOS

HANDICAPPED CERAMIC WC PANS

01

WC minusválidos · Handicapped WC

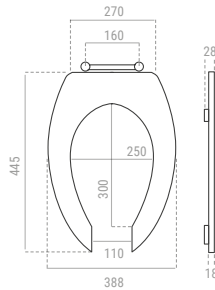


Salida universal, a suelo o pared
Universal outlet, either to floor or wall

Material Material	Cerámica Ceramic
Acabado Finish	Blanco White



Tim-500001/U	269,50 €
--------------	----------



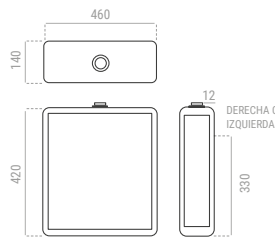
Modelo suspendido
Wall hung model

Material Material	Cerámica Ceramic
Acabado Finish	Blanco White



Tim-500004	360,70 €
------------	----------

Cisterna de descarga posición libre · WC - flushing tank free positioning



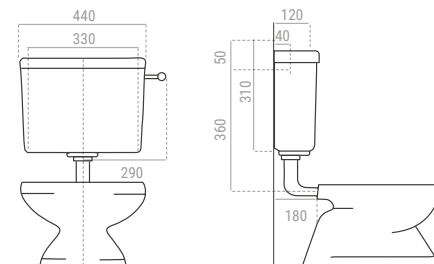
Con mando neumático con posicionamiento libre
With pneumatic push button of free positioning

Material Material	ABS
Acabado Finish	Blanco White
Capacidad Capacity	9 litros 9 liters



Tim-500002	157,30 €
------------	----------

Cisterna de descarga en ABS · WC - flushing tank in ABS



Con mando neumático externo
With external pneumatic push button

Material Material	ABS
Acabado Finish	Blanco White
Capacidad Capacity	7 litros 7 liters

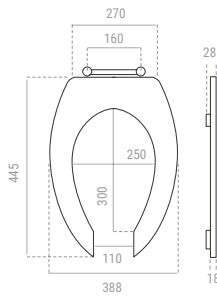


Tim-500003	119,40 €
------------	----------

AYUDAS TÉCNICAS | HANDICAPPED ACCESSORIES

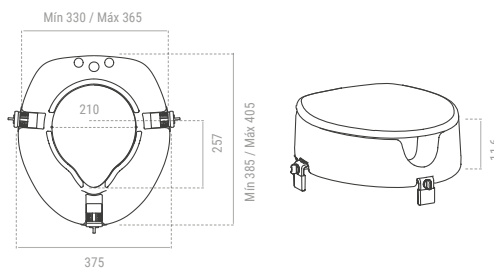
HANDICAPPED CERAMIC WC PANS

Asiento y tapa para WC · Seat and cover for WC



Material Material	Termoplástico antibacteriano Antibacterial thermoplastic
Acabado Finish	Blanco White
Tim-50003/U	85,60 €

Elevador para WC universal · Universal elevator for WC



Con tapa incluida With cover	
Material Material	Resina antibacteriana Antibacterial resin
Acabado Finish	Blanco White
Tim-50007	187,40 €

Elevador para Wc con reposabrazos · Elevator for Wc with armrests



Disponible sin reposabrazos
Available without armrests

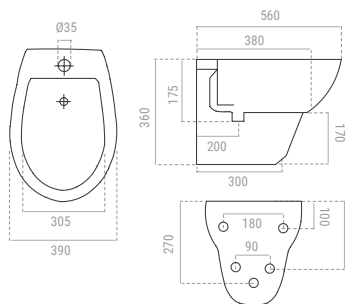
Tim-500008



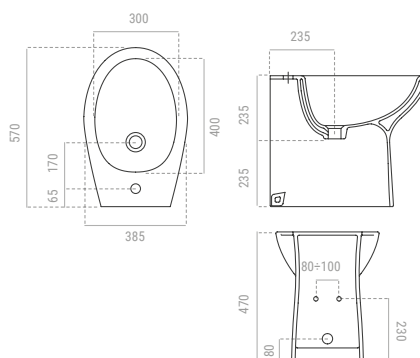
Tim-500009

Incluye accesorio para papel Wc, se puede colocar a derecha o izquierda. Includes toilet paper accessory, can be placed on the right or left.	
Material Material	ABS
Altura ajustable Adjustable height	8-12-15 cm
Acabado Finish	Blanco White
Tim-500008	255,00 €
Tim-500009	140,10 €

Bidet para minusválidos · Handicapped bidet



Material Material	Cerámica Ceramic
Acabado Finish	Blanco White
Tim-500001/B Pared / Wall hang	359,80 €



Material Material	Cerámica Ceramic
Acabado Finish	Blanco White
Tim-500001/C A suelo / Floor	359,80 €

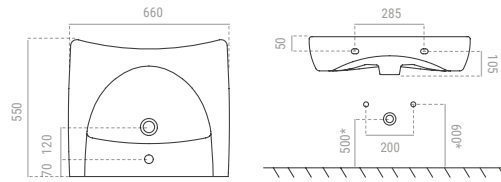


CERÁMICA SANITARIA

HANDICAPPED CERAMIC WASH BASINS

01

Lavamanos minusválidos · Handicapped Wash basin



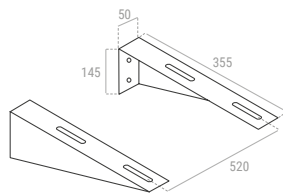
Con reposabrazos
With armrest

Material Material	Cerámica Ceramic
Acabado Finish	Blanco White



Tim-510001/U	269,50 €
---------------------	----------

Soporte fijo para lavamanos · Fix brackets for wash basins



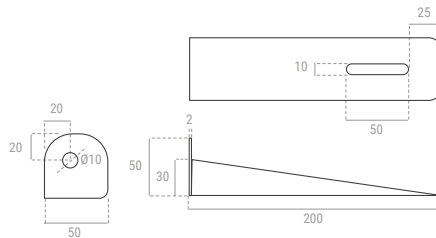
Soporte fijo
Fix bracket

Material Material	Acero Steel
Acabado Finish	Blanco White



Tim-515001	63,70 €
-------------------	---------

Soporte simple · Simple bracket

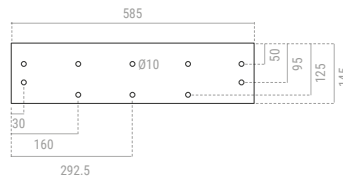


Material Material	Acero Steel
Acabado Finish	Blanco White



Tim-515000	47,20 €
-------------------	---------

Soporte reclinable manual · Manual tilting bracket



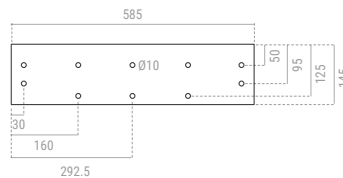
Soporte inclinación manual para lavamanos de cerámica
Manual tilting support for ceramic wash basin

Material Material	Acero Steel
Acabado Finish	Blanco White



Tim-515002	179,40 €
-------------------	----------

Soporte reclinable neumático · Pneumatic tilting bracket



Soporte neumático para lavamanos de cerámica
Pneumatical bracket for ceramic wash basin

Material Material	Acero Steel
Acabado Finish	Blanco White



Tim-515003	285,38 €
-------------------	----------

AYUDAS TÉCNICAS | HANDICAPPED ACCESSORIES

SINK DRAIN

Vertedero Cerámica · Porcelaine sink drain

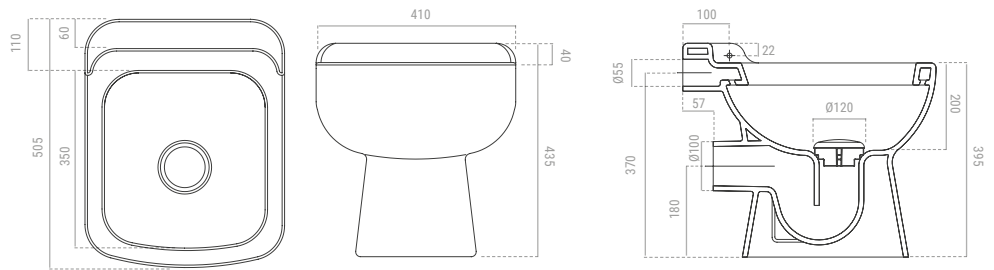


Desagüe a pared, con rejilla en Acero Inox.
Wall drain with sheet support

Material Material	Cerámica Ceramic
Acabado Finish	Blanco White
Dimensiones Dimensions	410 x 505 x 435 mm



Tim-516001 590,10 €



Vertedero Acero Inoxidable · Stainless Steel sink drain

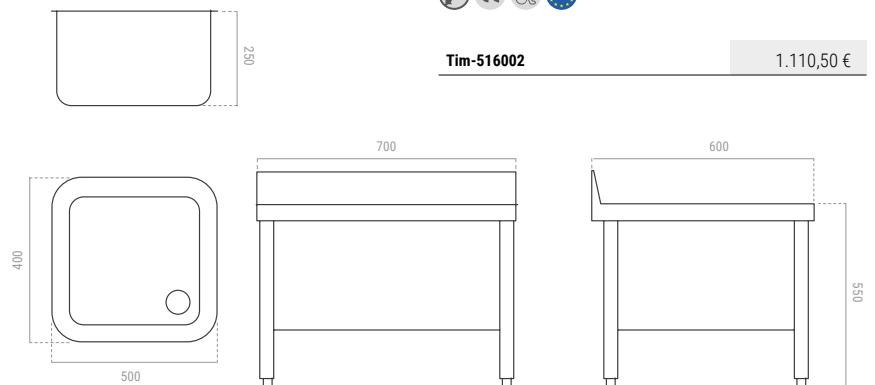


Desagüe a pared, con rejilla en Acero Inox.
Wall drain with sheet support

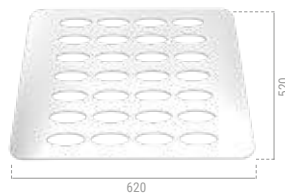

Material Material	Acero Inoxidable Stainless steel
Dimensiones Dimensions	700 x 600 x 550 mm



Tim-516002 1.110,50 €



Rejilla Para vertedero · Stainless Steel sheet support



Compatible con el Vertedero Ref.516002
Compatible with Sink Drain Ref.Tim-516002

Material Material	Acero Inoxidable Stainless steel
Dimensiones Dimensions	620 x 520 mm



Tim-516003 205,70 €

28 - 32.

Secamanos
Hand dryers

32 - 33.

Secadores de cabello
Hair dryers

34 - 36.

Dispensadores de jabón
Soap dispensers

37 - 38.

Portarrollos
Toilet roll holders

39 - 40.

Dispensadores de toallas de papel
Paper towel dispenser

41.

Papeleras metálicas
Metallic bins

42.

Papeleras de plástico
Plastic bins

43.

Cambiabebés
Baby changing station

44 - 45.

Dispensadores higiénicos
Hygienic dispensers



02.

Colectividades

COLLECTIVITIES

02

03

04

05

06

07

08



SECAMANOS

HAND DRYERS

Secamanos acero inox · Stainless steel hand dryer



Funcionamiento por sensor
Infrared sensor

Material Material	Acero inox Stainless steel
Acabado Finish	Brillante Bright
Velocidad del aire Airspeed	13 M/S
Peso Weight	3 kg
Voltaje Voltage	230 V
Frecuencia Frequency	50 Hz / 1.650 W



Tim-021080/B 200,80 €



Funcionamiento por sensor
Infrared sensor

Material Material	Acero inox Stainless steel
Acabado Finish	Satinado Satin
Velocidad del aire Airspeed	13 M/S
Peso Weight	3 kg
Voltaje Voltage	230 V
Frecuencia Frequency	50 Hz / 1.650 W



Tim-021080/S 200,80 €

Secamanos en ABS · ABS hand dryer



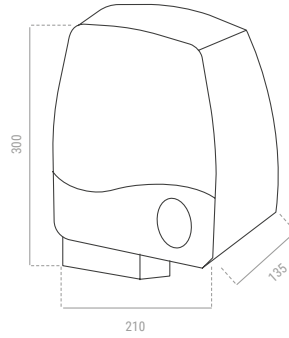
Funcionamiento por sensor
Infrared sensor

Material Material	ABS
Acabado Finish	Blanco White
Velocidad del aire Airspeed	13 M/S
Peso Weight	3 kg
Voltaje Voltage	230 V
Frecuencia Frequency	50 Hz / 1.650 W



Tim-021080 128,50 €

Secamanos ECO con sensor · Infrared ECO Hand dryer



Funcionamiento por sensor
Infrared sensor

Material Material	ABS
Acabado Finish	Blanco White
Peso Weight	1,6 kg
Voltaje Voltage	220 V
Frecuencia Frequency	50 Hz / 1.000 W
Dimensiones Dimensions	300 x 210 x 135 mm



Tim-021031	129,48 €
-------------------	-----------------

Secamanos mural de alta velocidad · High speed hand dryer

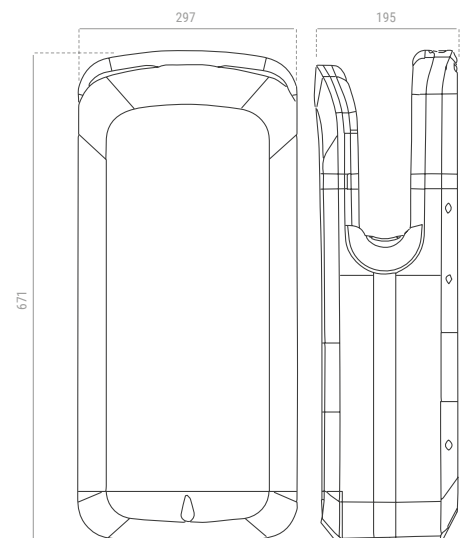


Pantalla LDC programable
Programmable LDC screen

Material Material	ABS
Acabado Finish	Blanco White
Velocidad del aire Airspeed	85-100 M/S
Tiempo de secado Drying time	7 Seg.
Voltaje Voltage	220 V
Frecuencia Frequency	50 Hz / 1.850 W
Dimensiones Dimensions	297 x 195 x 671 mm



Tim-021099	1.102,21 €
-------------------	-------------------





SECAMANOS

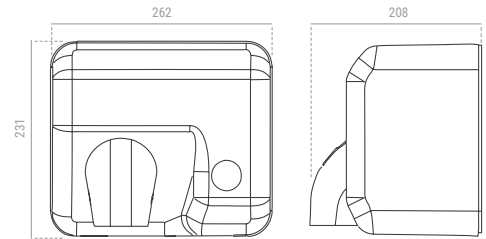
HAND DRYERS

Secamanos con pulsador · Push button hand dryer



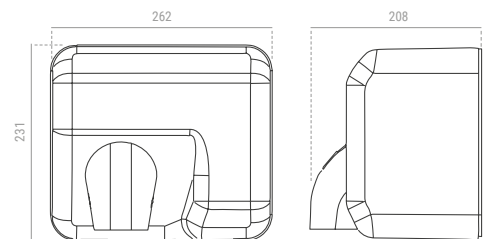
Funcionamiento por pulsador
Activated by push button

Material Material	Acero inox Stainless steel
Acabado Finish	Satinado o brillante Satin or bright
Velocidad del aire Airspeed	26 M/S
Voltaje Voltage	230 V
Frecuencia Frequency	50 Hz / 2.300 W
Tim-021055/SS Satinado / Satin	302,10 €
Tim-021055/BS Brillante / Bright	310,50 €



Funcionamiento por sensor
Infrared sensor

Material Material	Acero inox Stainless steel
Acabado Finish	Satinado o brillante Satin or bright
Velocidad del aire Airspeed	26 M/S
Voltaje Voltage	230 V
Frecuencia Frequency	50 Hz / 2.300 W
Tim-021055/S Satinado / Satin	260,00 €
Tim-021055/B Brillante / Bright	270,40 €



Secamanos con sensor · Infrared Hand dryer

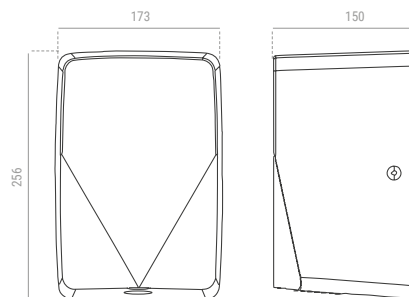


Alta velocidad



Funcionamiento por sensor
Infrared sensor

Material Material	Acero inox Stainless steel
Acabado Finish	Satinado o brillante o blanco Satin or bright or white
Velocidad del aire Airspeed	100 M/S
Voltaje Voltage	220 V
Frecuencia Frequency	50 Hz / 1.350 W
Tim-021081/S Satinado / Satin	208,75 €
Tim-021081/B Brillante / Bright	210,50 €
Tim-021081/P Blanco / White	205,30 €

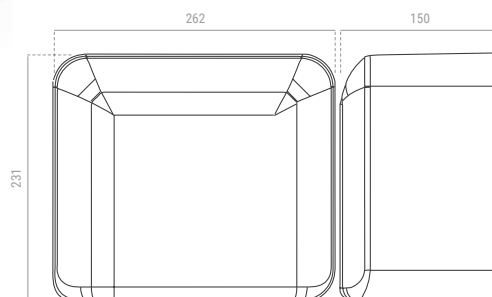


2.300 W



Funcionamiento por sensor
Infrared sensor

Material Material	Acero inox Stainless steel
Acabado Finish	Satinado o brillante o blanco Satin or bright or white
Velocidad del aire Airspeed	26 M/S
Voltaje Voltage	230 V
Frecuencia Frequency	50 Hz / 2.300 W
Tim-021082/S Satinado / Satin	237,12 €
Tim-021082/B Brillante / Bright	239,20 €
Tim-021082/P Blanco / White	234,00 €





SECAMANOS

HAND DRYERS

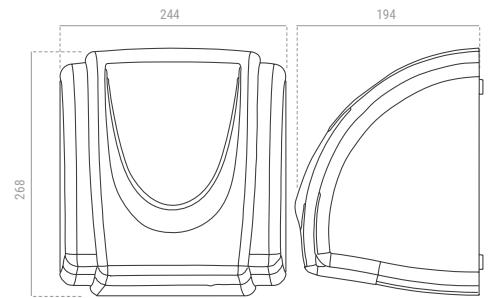
Secamanos con sensor · Infrared Hand dryer



Funcionamiento por sensor
Infrared sensor

Material Material	Acero inox Stainless steel
Acabado Finish	Satinado o brillante o blanco Satin or bright or white
Velocidad del aire Airspeed	20 M/S
Voltaje Voltage	220 V
Frecuencia Frequency	50 Hz / 1.800 W

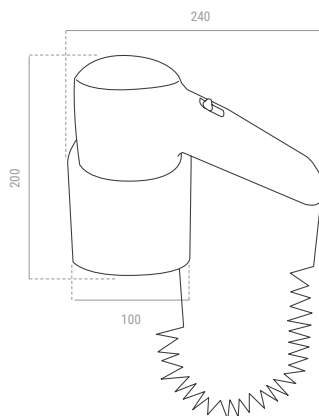
Tim-021083/S Satinado / Satin	223,45 €
Tim-021083/B Brillante / Bright	228,30 €
Tim-021083/P Blanco / White	148,72 €



SECADORES DE CABELLO

HAIR DRYERS

Secador de cabello pistola · Hair dryer



Protección IPX4. Con soporte a pared
Protection IPX4. Wall support included

Material Material	ABS
Acabado Finish	Blanco White
Peso Weight	0,91 kg
Voltaje Voltage	220 V
Frecuencia Frequency	50 Hz / 600-1.200 W
Dimensiones Dimensions	185 x 215 x 205 mm



Tim-021095	56,52 €
-------------------	---------

HAIR DRYERS

Secador de cabello pistola · Hair dryer



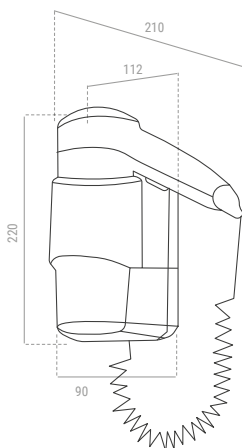
2 temperaturas / 2 velocidades. Con soporte a pared
2 temperatures / 2 speeds. Wall support included

Material Material	ABS
Acabado Finish	Blanco White
Peso Weight	0,7 kg
Voltaje Voltage	200 V
Frecuencia Frequency	60 Hz / 1.200 W
Dimensiones Dimensions	300 x 210 x 135 mm



Tim-021092 69,80 €

Secador de cabello pistola y con enchufe · Hair dryer with razor plug



Protección IPX4. Con soporte a pared
Protection IPX4. Wall support included

Material Material	ABS
Acabado Finish	Blanco con tapa azul White with blue cover
Peso Weight	1,5 kg
Voltaje Voltage	220 V
Frecuencia Frequency	50 Hz / 600-1.200 W
Dimensiones Dimensions	220 x 210 x 105 mm



Tim-021096 74,62 €



Protección IPX4. Con soporte a pared
Protection IPX4. Wall support included

Material Material	ABS
Acabado Finish	Blanco White
Peso Weight	1,5 kg
Voltaje Voltage	220 V
Frecuencia Frequency	60 Hz / 1.200 W
Dimensiones Dimensions	222 x 180 x 91 mm



Tim-021097 62,36 €

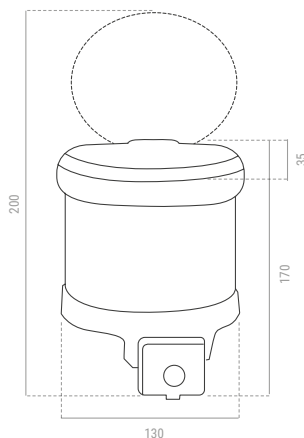


DISPENSADORES JABÓN

SOAP DISPENSERS

Dispensador de jabón · Soap dispenser

02



i Apto para gel hidroalcohólico
Available for hydroalcoholic gel

Adosado a pared. Se acciona con pulsador
Fitted to wall. Push-button system

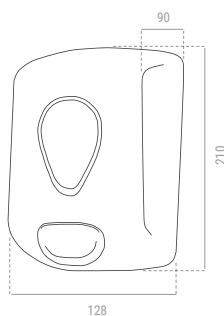
Material | Material ABS

Acabado | Finish Blanco / Transparente
White / Transparent



Tim-022801 1 litro / liter 31,15 €

Tim-022802 2 litros / liters 30,50 €



i Apto para gel hidroalcohólico
Available for hydroalcoholic gel

Material | Material ABS

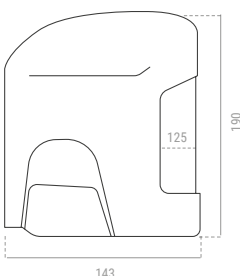
Acabado | Finish Blanco o negro / Transparente
White or black / Transparent

Capacidad | Capacity 700 cc | 700 cc



Tim-022704/H Blanco / White 20,50 €

Tim-022704/N Negro / Black 33,80 €



i Apto para gel hidroalcohólico
Available for hydroalcoholic gel

Material | Material ABS blanco | ABS white

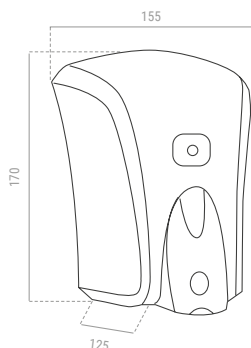
Capacidad | Capacity 1 litro | 1 liter



Tim-022702 22,10 €

Para evitar la corrosión se debe utilizar jabón líquido libre de cloro y con PH neutro To avoid damage by corrosion it must be used soap without chlorides and neutral PH

Dispensador de jabón · Soap dispenser



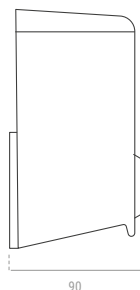
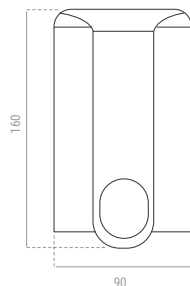
Material | Material ABS

Acabado | Finish Blanco | White

Capacidad | Capacity 1 litros | 1 liters



Tim-022600 23,00 €



Material | Material ABS

Acabado | Finish Transparente o blanco
Transparent or white

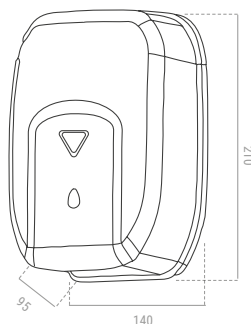
Capacidad | Capacity 1 litros | 1 liters



Tim-022601 13,83 €
Transparente / Transparent

Tim-022602 13,75 €
Blanco / White

Dosificador de jabón automático · Automatic soap dispenser



Con visor de llenado
Level viewer

Material | Material Acero inox o ABS
Stainless steel or ABS

Acabado | Finish Satinado / brillante / blanco
Satin / bright / white

Capacidad | Capacity 1,2 litros | 1,2 liters



Tim-022706/S 148,20 €
Satinado / Satin

Tim-022706/B 150,80 €
Brillante / Bright

Tim-022706/ABS 78,60 €
Blanco / White

Para evitar la corrosión se debe utilizar jabón líquido libre de cloro y con PH neutro To avoid damage by corrosion it must be used soap without chlorides and neutral PH



DISPENSADORES JABÓN

SOAP DISPENSERS

Dispensador de jabón antivandálico · Vandal proof soap dispenser




Con visor de nivel, cerradura con llave
Level viewer, with lock and key

Material Material	Acero inox Stainless steel
Acabado Finish	Satinado o brillo Satin or bright
Capacidad Capacity	1,2 litros 1,2 liters

INOX

Tim-022504/S Vertical / Satinado	39,53 €
Tim-022504/N Vertical / Satinado negro	49,40 €
Tim-022504/B Vertical / Brillo	39,53 €
Tim-022505/S Horizontal / Satinado	39,53 €

Dispensador de jabón antivandálico con depósito interior · Vandal proof soap dispenser with interior tank



NOVEDAD

Con visor de nivel, cerradura con llave
Level viewer, with lock and key

Material Material	Acero inox Stainless steel
Acabado Finish	Satinado o brillo Satin or bright
Capacidad Capacity	1,2 litros 1,2 liters

INOX

Tim-022504/S-D Vertical / Satinado	51,42 €
Tim-022504/B-D Vertical / Brillo	51,42 €

Dispensador de jabón encastrable · Recessed soap dispenser



El cuello se ajusta sobre encaсте de hasta 50 mm. longitud
Neck fits over socket up to 50mm. length

Material Material	Acero inox y ABS Stainless steel and ABS
Acabado Finish	Blanco White
Orificio encimera Countertop hole	Ø26 mm.
Diámetro embellecedor Trim diameter	Ø43 mm.
Capacidad Capacity	400 ml



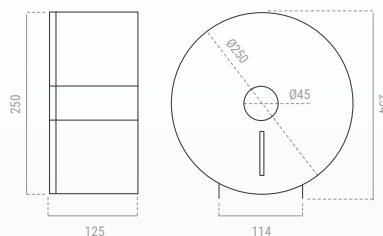
Tim-022906/3	62,50 €
---------------------	---------

Portarrollos · Toilet roll holder



Con cerradura y llave
With lock and key

Material Material	Acero inox Stainless steel
Acabado Finish	Satinado, Brillante o Blanco Satin, Bright or White
Diámetro eje Axis diameter	45 mm
Dimensiones Dimensions	Ø 250 o 280 x 115 mm



	Satinado / Satin
Tim-025011/S Ø 250	52,60 €
Tim-025012/S Ø 280	62,30 €

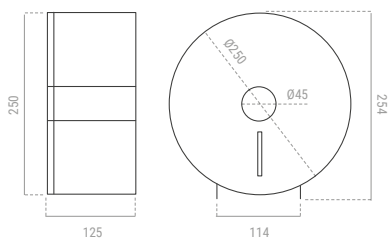
	Brillo / Bright
Tim-025011/B Ø 250	53,10 €
Tim-025012/B Ø 280	62,30 €

	Blanco / White
Tim-025011/P Ø 250	52,10 €
	Negro / Black
Tim-025011/N Ø 250	68,70 €

Material Material	ABS
Acabado Finish	Blanco o negro White or black
Dimensiones Dimensions	Ø 250 x 115 mm



Tim-025070 Blanco / White	22,50 €
Tim-025070/N Negro / Black	34,84 €

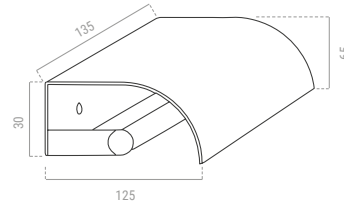




PORTARROLLOS

TOILET ROLL HOLDERS

Portarrollos inox simple · Stainless steel individual toilet roll holder



Material | Material Acero inox | Stainless steel

Acabado | Finish Satinado o brillante
Satin or bright

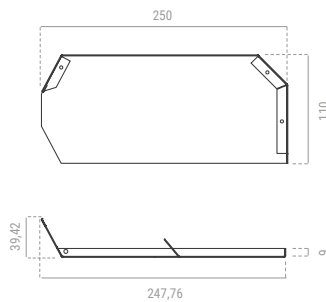
Dimensiones | Dimensions 130 x 130 x 80 mm



Tim-026091/B
Brillante / Bright 35,88 €

Tim-026091/S
Satinado / Satin 34,84 €

Portarrollos doble · Double toilet roll holder



Con cerradura y llave especial
With lock and special key

Material | Material Acero inox | Stainless steel

Acabado | Finish Satinado o brillante
Satin or bright

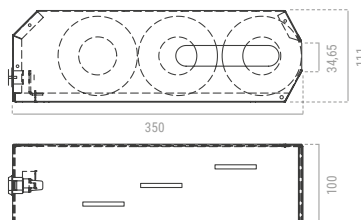
Capacidad | Capacity 2 rollos | 2 rolls



Tim-025050/B
Brillante / Bright 50,20 €

Tim-025050/S
Satinado / Satin 47,44 €

Portarrollos triple · Triple toilet roll holder



Con cerradura y llave especial
With lock and special key

Material | Material Acero inox | Stainless steel

Acabado | Finish Satinado o brillante
Satin or bright

Capacidad | Capacity 3 rollos | 3 rolls

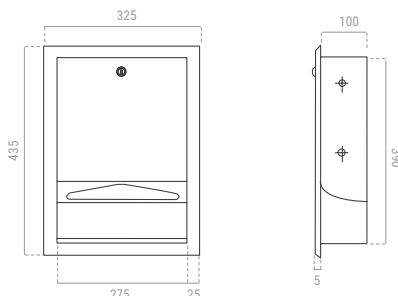


Tim-025060/B
Brillante / Bright 66,20 €

Tim-025060/S
Satinado / Satin 52,96 €

PAPER TOWEL DISPENSER

Dispensador de toallitas empotrado · Tissue dispenser



Con cerradura y llave
With lock and key

Material Material	Acero Inox Stainless steel
Acabado Finish	Satinado Satin
Capacidad Capacity	475 toallitas 475 folded towels
Dimensiones Dimensions	325 x 435 x 105 mm



Tim-024080/S	348,10 €
---------------------	----------

Dispensador de toallitas zig-zag · Zig-zag tissue dispenser

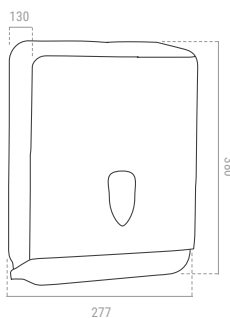



Con cerradura y llave
With lock and key

Material Material	Acero Inox Stainless steel
Acabado Finish	Pintado Blanco, Satinado o Brillante White painted, Satin or Bright
Capacidad Capacity	600 toallitas 600 folded towels
Dimensiones Dimensions	305 x 265 x 280 mm



Tim-024020/S Satinado / Satin	45,60 €
Tim-024020/B Brillante / Bright	65,10 €
Tim-024020/P Pintado Blanco / White painted	67,10 €
Tim-024020/N Pintado Negro / Black painted	70,60 €



Material Material	ABS
Acabado Finish	Negro o blanco Black or white
Capacidad Capacity	600 toallitas 600 folded towels



Tim-024070 Blanco / White	23,50 €
Tim-024070/N Negro / Black	45,30 €



DISPENSADORES DE TOALLAS DE PAPEL

PAPER TOWEL DISPENSER

Dispensador papel mecha mini · Mini roll paper tower dispenser



Material Material	ABS
Acabado Finish	Negro o blanco Black or white
Capacidad Capacity	205 toallitas 205 folded towels



Tim-024011 Blanco / White	17,54 €
Tim-024011/N Negro / Black	33,49 €

Dispensador papel mecha ABS · Roll paper tower dispenser in ABS



Material Material	ABS
Acabado Finish	Gris metalizado Metallic grey
Dimensiones Dimensions	310 x 220 x 225 mm



Tim-024095	40,12 €
-------------------	---------

Dispensador de papel bobina · Roll paper tower dispenser



Dispensador para bobinas de extracción central de papel
Con cerradura y llave
Dispenser for removing paper from the center
With lock and key

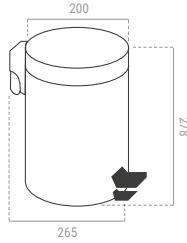
Material Material	ABS
Acabado Finish	Blanco White
Ancho máximo bobina Maximum roll width	22 cm
Papel Paper	1 o 2 capas 1 or 2 layers



Tim-024010	26,48 €
-------------------	---------

METALLIC BINS

Papelera pedal · Pedal-operated bin

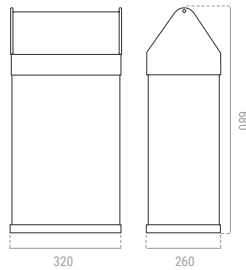


Material Material	Acero metalizado Chromed steel
Acabado Finish	Satinado / Brillante / Blanco Satin / Bright / White
Capacidad Capacity	3-5 litros 3-5 liters



Tim-012041/3 Brillante / Bright 3L	29,70 €
Tim-012041/B Brillante / Bright 5L	32,16 €
Tim-012041/S Satinado / Satin 5L	33,60 €
Tim-012041/B-12 Brillante / Bright 12L	52,80 €
Tim-012041/S-12 Satinado / Satin 12L	52,80 €
Tim-012041/PB Blanca / White 5L	39,50 €
Tim-012041/PN Negra / Black 5L	43,60 €

Papelera gran capacidad · High capacity bin

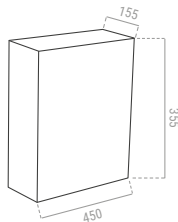


Material Material	Acero Inox Stainless steel
Acabado Finish	Satinado Satin
Capacidad Capacity	40 litros 40 liters
Dimensiones Dimensions	320 x 260 x 680 mm



Tim-012070	309,80 €
-------------------	----------

Papelera de pared inox rectangular · Stainless steel rectangular wall bin

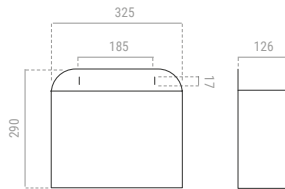


Material Material	Acero Inox Stainless steel
Acabado Finish	Satinado o brillante Satin or bright
Capacidad Capacity	25 litros 25 liters
Dimensiones Dimensions	355 x 155 x 450 mm



Tim-012072/B Brillante / Bright	128,70 €
Tim-012072/S Satinado / Satin	128,70 €

Papelera mural inox · Stainless steel wall mounted bin

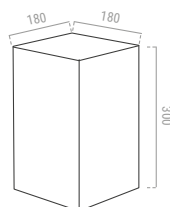


Material Material	Acero Inox Stainless steel
Acabado Finish	Satinado Satin
Capacidad Capacity	11 litros 11 liters
Dimensiones Dimensions	330 x 130 x 300 mm



Tim-012075/S	89,10 €
---------------------	---------

Papelera de pared cuadrada inox · Stainless steel square wall bin



Material Material	Acero Inox Stainless steel
Acabado Finish	Satinado o brillante Satin or bright
Capacidad Capacity	10 litros 10 liters
Dimensiones Dimensions	180 x 180 x 300 mm



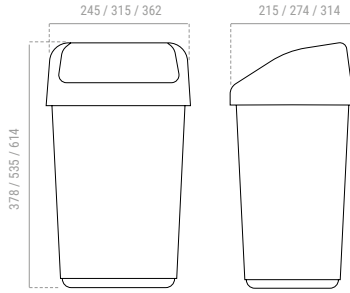
Tim-012077/B Brillante / Bright	90,50 €
Tim-012077/S Satinado / Satin	90,50 €



PAPELERAS PLÁSTICO

PLASTIC BINS

Papelera basculante ABS · ABS floating lid bin



Material Material	ABS
Acabado Finish	Blanco White
Capacidad Capacity	10 litros 10 liters 375 x 245 x 195 mm
Dimensiones Dimensions	25 litros 25 liters 520 x 280 x 260 mm
	50 litros 50 liters 660 x 360 x 320 mm



Tim-012060/10 10 litros / liters	23,10 €
Tim-012060/25 25 litros / liters	29,30 €
Tim-012060/50 50 litros / liters	38,25 €

Papelera reciclaje duo · Recycling duo bin



Material Material	ABS
Acabado Finish	Metalizado/negro Metallic/black
Capacidad Capacity	25 litros 25 liters
Dimensiones Dimensions	342 x 291 x 430 mm



Tim-012071	48,50 €
-------------------	---------

Papelera swing top · Swing top bin



Material Material	ABS
Acabado Finish	Gris y rojo Grey and red
Capacidad Capacity	10 litros 10 liters 190 x 240 x 350 mm
Dimensiones Dimensions	25 litros 25 liters 260 x 340 x 470 mm
	45 litros 45 liters 294 x 376 x 653 mm



Tim-012073/10 10 litros / liters	12,80 €
Tim-012073/25 25 litros / liters	28,60 €
Tim-012073/50 45 litros / liters	46,30 €

Papelera simil inox · Simil inox bin



Material Material	ABS
Acabado Finish	Metalizado/negro Metallic/black
Capacidad Capacity	20 litros 20 liters 308 x 281 x 448 mm
Dimensiones Dimensions	40 litros 40 liters 309 x 349 x 697 mm



Tim-012076/20 20 litros / liters	59,75 €
Tim-012076/40 40 litros / liters	83,60 €

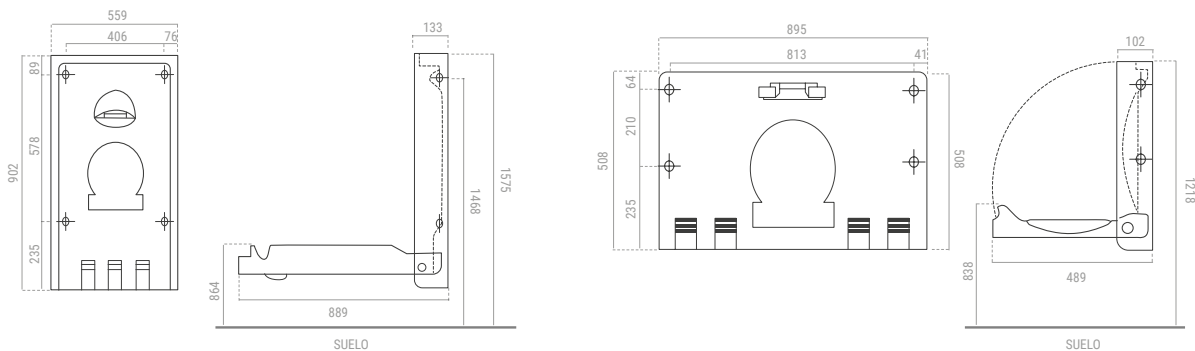
BABY CHANGING STATION



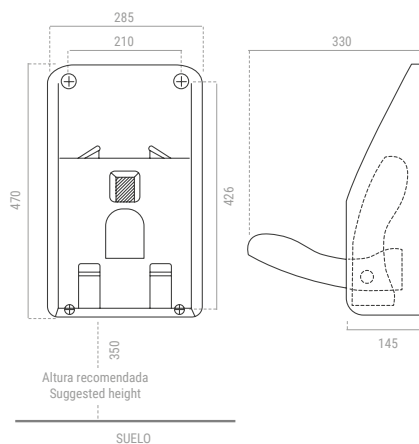
Material Material	PVC
Acabado Finish	Blanco White
Dimensiones Dimensions	Horizontal 460 x 860 x 460 mm
	Vertical 860 x 460 x 860 mm



Tim-012080 Horizontal	472,84 €
Tim-012081 Vertical	472,84 €



Silla mural para bebés · Wall chair for babies



Incluye cinturón de seguridad regulable
Con protección antibacteriana permanente
Includes adjustable seat belt
With permanent antibacterial protection

Material Material	HDPE
Acabado Finish	Blanco White
Dimensiones Dimensions	470 x 285 x 330 mm (abierto)
	470 x 285 x 145 mm (cerrado)



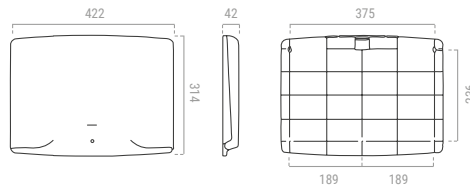
Tim-012082	297,50 €
-------------------	----------



DISPENSADORES HIGIÉNICOS

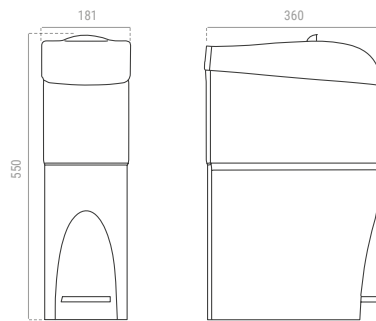
HYGIENIC DISPENSERS

Dispensador papel cubreasientos WC · Toilet seat cover dispenser



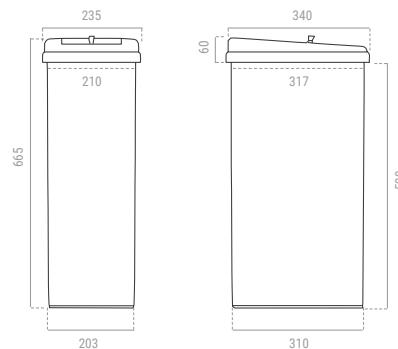
Material Material	ABS
Acabado Finish	Blanco White
Capacidad Capacity	125 toallitas 125 folded towels
Dimensiones Dimensions	314 x 422 x 42 mm
ABS	
Tim-027010	41,50 €

Contenedor sanitario femenino con pedal · Pedal operated sanitary napkin container



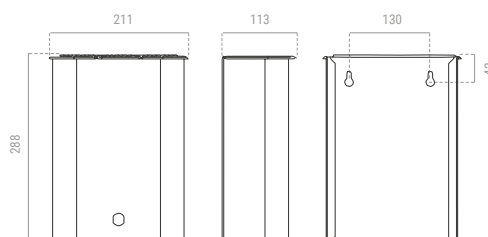
Material Material	Polipropileno Polypropylene
Acabado Finish	Blanco y azul White and blue
Capacidad Capacity	15 litros 15 liters
Dimensiones Dimensions	565 x 185 x 360 mm
ABS	
Tim-027012	65,80 €

Contenedor sanitario femenino · Sanitary napkin container with lid



Material Material	Polipropileno / Tapa inox Polypropylene / Stainless steel lid
Acabado Finish	Blanco White
Capacidad Capacity	40 litros 40 liters
Dimensiones Dimensions	665 x 235 x 340 mm
ABS	
Tim-027011	134,85 €

Contenedor compresas · Sanitary napkin container



Con tapa abatible y cerradura
With folding lid and lock

Material Material	Acero inox Stainless steel
Acabado Finish	Satinado Satin
Capacidad Capacity	5 litros 5 liters
Dimensiones Dimensions	288 x 211 x 113 mm
INOX	
Tim-027013	114,60 €

Hasta fin de existencias
Until end of stock

Dispensador autocortante · Auto-cut roll paper towel dispenser

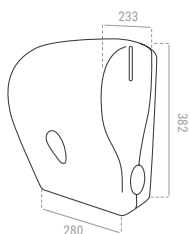


Hoja de papel de 270 x 210 mm
Paper dimensions: 270 x 210 mm

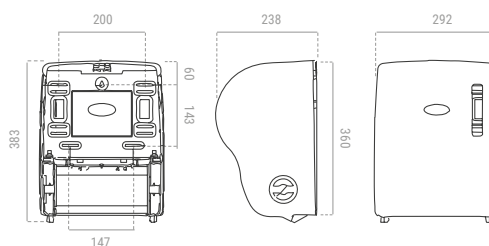
Material Material	ABS ABS Acero Inox Stainless Steel
Diámetro Diameter	Ø 210 mm



Tim-027016 Blanco / White	98,80 €
Tim-027018 Negro / Black	131,50 €
Tim-027019 Plata / Silver	131,50 €
Tim-027017 Satinado / Satin	470,60 €

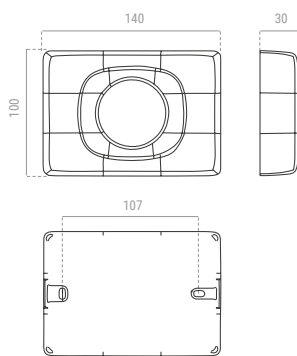


TIM-027016 / TIM-027018 / TIM-027019



TIM-027017

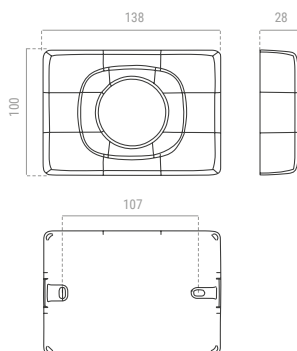
Dispensador de bolsas para compresas · Sanitary napkin bag dispenser



Material Material	ABS
Acabado Finish	Blanco White
Capacidad Capacity	25 bolsas 25 bags
Dimensiones Dimensions	140 x 100 x 30 mm



Tim-027014	15,20 €
-------------------	---------



Material Material	ABS
Acabado Finish	Cromado Chrome
Capacidad Capacity	25 bolsas 25 bags
Dimensiones Dimensions	138 x 100 x 28 mm



Tim-027015	12,80 €
-------------------	---------

48 - 49.

Accesorios baño - Serie Inox Style
Bathroom accessories - Inox Style Series

50-51.

Accesorios baño
Bathroom accessories

52.

Perchas de acero inox
Stainless steel hangers

53.

Accesorios en ABS - Serie Conne
Stainless steel bars

54 - 55.

Tapas inodoros
WC cover seats



03.

Equipamiento hoteles

HOTEL ACCESSORIES



03

04

05

06

07

08

NOVEDAD



Opcional
¡Pregúntanos!

03

Percha · Hanger



Material Material	Acero Inox Stainless steel
Acabado Finish	Brillante o Satinado Bright or Satin
Fijación Fixing	Cuadrada Square

INOX

Tim-026015/B Brillante / Bright	16,70 €
Tim-026015/S Satinado / Satin	12,30 €

Portarrollos papel higiénico · Toilet roll holder



Material Material	Acero Inox Stainless steel
Acabado Finish	Brillante o Satinado Bright or Satin
Fijación Fixing	Cuadrada Square

INOX

Tim-026016/B Brillante / Bright	23,10 €
Tim-026016/S Satinado / Satin	18,70 €



Con tapa / With lid

Material Material	Acero Inox Stainless steel
Acabado Finish	Brillante o Satinado Bright or Satin
Fijación Fixing	Cuadrada Square

INOX

Tim-026018/B Brillante / Bright	25,70 €
Tim-026018/S Satinado / Satin	20,70 €

Portarrollos de reserva · Spare toilet roll holder



Material Material	Acero Inox Stainless steel
Acabado Finish	Brillante o Satinado Bright or Satin
Fijación Fixing	Cuadrada Square

INOX

Tim-026017/B Brillo / Bright	30,40 €
Tim-026017/S Satinado / Satin	24,70 €



Opcional
¡Pregúntanos!

NOVEDAD

Toallero · Towel rack



Material Material	Acero Inox Stainless steel
Acabado Finish	Brillante Bright
Fijación Fixing	Redonda Round

INOX

Tim-026019/B 300 mm / Brillante / Bright	34,10 €
Tim-026019/S 300 mm / Satinado / Satin	28,50 €
Tim-026020/B 450 mm / Brillante / Bright	35,90 €
Tim-026020/S 450 mm / Satinado / Satin	29,20 €
Tim-026021/B 600 mm / Brillante / Bright	37,10 €
Tim-026021/S 600 mm / Satinado / Satin	29,80 €

Toallero repisa · Shelf Towel




Material Material	Acero Inox Stainless steel
Acabado Finish	Brillante Bright
Fijación Fixing	Redonda Round

INOX

Tim-026022/B Brillante / Bright	89,50 €
Tim-026022/S Satinado / Satin	71,50 €

Espejo de aumento regulable · Adjustable magnifient mirror



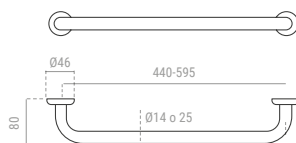
Aumento x5 / x5 magnification

Material Material	Acero Inox Stainless steel
Acabado Finish	Brillante o Satinado Bright or Satin
Fijación Fixing	Cuadrada Square

INOX

Tim-026023/B Brillante / Bright	42,10 €
Tim-026024/S Satinado / Satin	51,30 €

Toallero · Towel rail

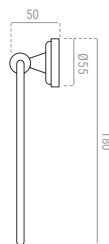
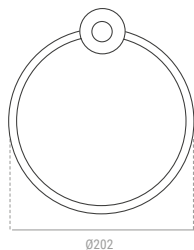


Material Material	Acero Inox Stainless steel
Acabado Finish	Brillante Bright
Fijación Fixing	Redonda Round

INOX

Tim-026300/R 300 mm / Ø 25	28,40 €
Tim-026450/R 450 mm / Ø 14	41,50 €
Tim-026610/R 600 mm / Ø 14	45,30 €

Toallero de anilla · Ring towel holder



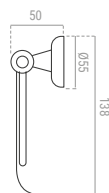
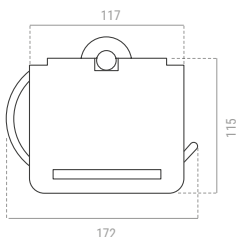
Anilla de Ø 202 mm / Ring Ø 202 mm

Material Material	Acero Inox Stainless steel
Acabado Finish	Brillante Bright
Fijación Fixing	Redonda Round
Dimensiones Dimensions	202 x 50 x 180 mm
Tubo Tube	Ø 10 x 1 mm

INOX

Tim-026005/R	26,25 €
---------------------	---------

Portarrollos papel higiénico · Toilet roll holder

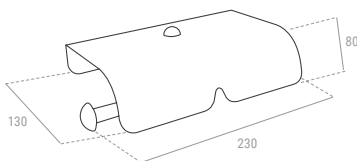


Material Material	Acero Inox Stainless steel
Acabado Finish	Brillante Bright
Fijación Fixing	Redonda Round
Tubo Tube	Ø 25 x 1 mm
Chapa Sheet	0.8 mm

INOX

Tim-026001/R	20,46 €
---------------------	---------

Portarrollos doble · Double toilet roll holder

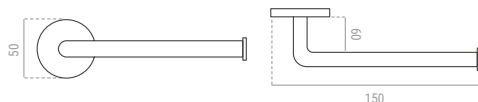


Material Material	Acero Inox Stainless steel
Acabado Finish	Satinado Satin
Tubo Tube	Ø 14 mm
Dimensiones Dimensions	230 x 140 x 80 mm

INOX

Tim-026810/S	72,75 €
---------------------	---------

Portarrollos sin tapa 90° · 90° Paper holder without lid

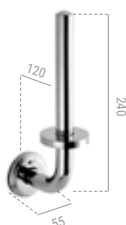


Material Material	Acero Inox Stainless steel
Acabado Finish	Satinado Satin
Tubo Tube	Ø 19 mm
Dimensiones Dimensions	150x 60 x 50 mm

INOX

Tim-026804/S	22,10 €
---------------------	---------

Portarrollos de reserva · Spare toilet roll holder



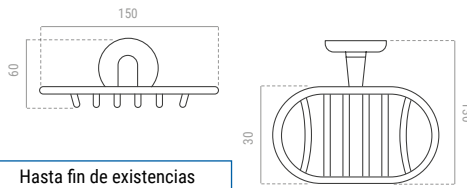
Material Material	Acero Inox Stainless steel
Acabado Finish	Brillante Bright
Fijación Fixing	Redonda Round
Tubo Tube	Ø 25 x 1 mm
Chapa Sheet	0.8 mm

INOX

Tim-026002/R	16,93 €
---------------------	---------

BATHROOM ACCESSORIES

Jabonera · Soap holder



Hasta fin de existencias
While supplies last

Material | Material Cuerpo en latón cromado y fijación a pared en acero inox
Body in chrome plated brass and wall fixing in stainless steel

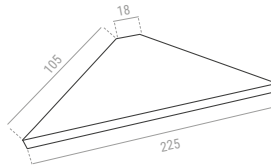
Acabado | Finish Brillante | Bright

Fijación | Fixing Redonda | Round

INOX

Tim-026003/R 18,98 €

Espanjara de rincón · Corner sponge holder




Dimensiones | Dimensions 225 x 105 x 18 mm

INOX EU

Tim-026809/S Inox satinado / Inox Satin 27,40 €

Tim-026809/B Brillo / Bright 27,40 €

Toallero repisa · Shelf Towel



Material | Material Acero Inox | Stainless steel

Acabado | Finish Satinado | Satin

Tubo estructura | Structure tube Ø 20 mm

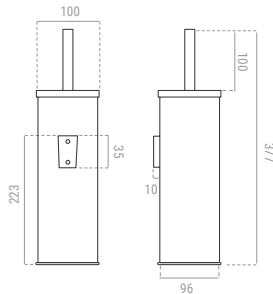
Tubo travesaño | Crossbar tube Ø 9 mm

Dimensiones | Dimensions 540 x 105 x 215 mm

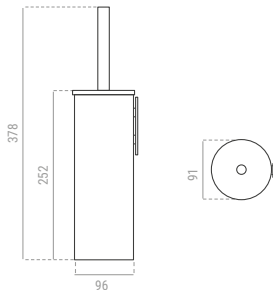
INOX EU

Tim-026808/S 93,34 €

Escobillero en acero inox · Stainless steel toilet brush and holder



i Se puede montar en suelo y pared
Can be floor and wall mounted



Material | Material Acero Inox | Stainless steel

Acabado | Finish Satinado o brillante
Satin or bright

INOX

Tim-026007/B Brillante / Bright 22,36 €

Tim-026007/S Satinado / Satin 22,36 €

Con vaso extraíble
With removable glass

NOVEDAD

Material | Material Acero Inox | Stainless steel

Acabado | Finish Satinado | Satin

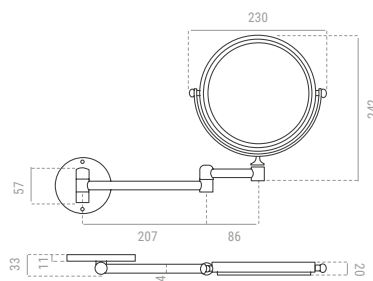
INOX

Tim-026008 Brillante / Bright 58,70 €

Espejo de aumento regulable · Adjustable magnifying mirror



x3



1 cristal de visión normal + 1 cristal de aumento 3x
Apertura máxima 400 mm
1 mirror normal vision + 1 magnifying mirror 3x
Maximum extension 400 mm

Material | Material Latón cromado | Chrome finish

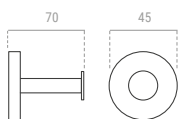
Tim-026011 65,30 €



PERCHAS ACERO INOX

STAINLESS STEEL HANGERS

Percha simple recta · Straight single hook



Material | Material Acero Inox | Stainless steel

Acabado | Finish Satinado | Satin

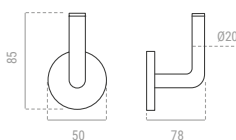
Tubo | Tube Ø 20 mm

Dimensiones | Dimensions 45 x 45 mm



Tim-026801/S 16,80 €

Percha simple 90° · 90° single hook



Material | Material Latón | Plated brass

Acabado | Finish Satinado | Satin

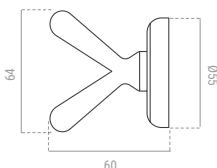
Tubo | Tube Ø 20 mm

Dimensiones | Dimensions 50 x 78 x 85 mm



Tim-026802/S 19,80 €

Percha doble · Double hook



Cuerpo en latón cromado y fijación en acero inox
Body in chrome plated brass and wall fixing in stainless steel

Material | Material Acero Inox | Stainless steel

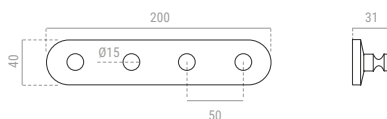
Acabado | Finish Brillante | Bright

Fijación | Fixing Redonda | Round



Tim-026004/R 11,43 €

Percha múltiple 4 puntos · 4 hook straight bar



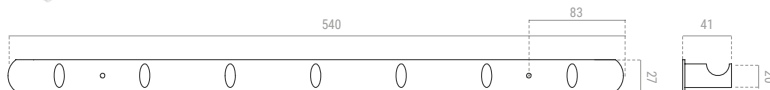
Material | Material Acero Inox | Stainless steel

Acabado | Finish Brillante | Bright



Tim-026010 44,10 €

Percha múltiple 7 puntos · 7 hook straight bar



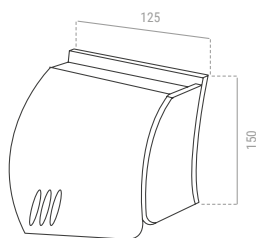
Material | Material Acero Inox | Stainless steel

Acabado | Finish Brillante | Bright



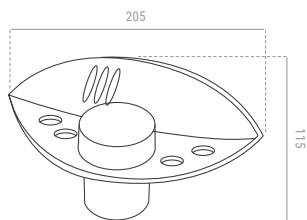
Tim-026011-1 117,11 €

Portarrollos · Toilet roll holder with lid



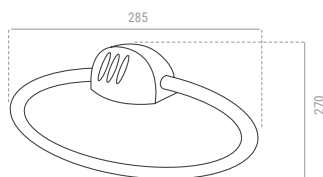
Material Material	ABS
Acabado Finish	Blanco/azul White/blue
Dimensiones Dimensions	125 x 150 mm
ABS	
Tim-026950	12,88 €

Portavasos · Beaker holder



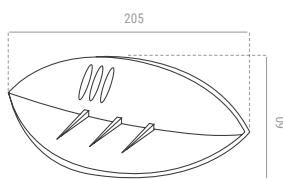
Material Material	ABS
Acabado Finish	Blanco/azul White/blue
Dimensiones Dimensions	205 x 115 mm
ABS	
Tim-026954	10,61 €

Toallero redondo · Round towel holder



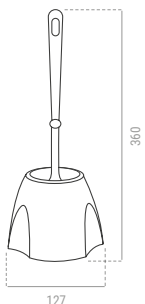
Material Material	ABS
Acabado Finish	Blanco/azul White/blue
Dimensiones Dimensions	285 x 270 mm
ABS	
Tim-026951	11,74 €

Jabonera · Soap holder



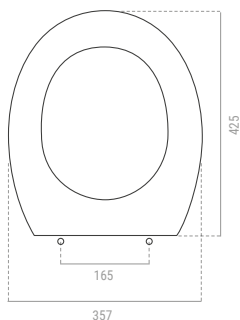
Material Material	ABS
Acabado Finish	Blanco/azul White/blue
Dimensiones Dimensions	205 x 60 mm
ABS	
Tim-026953	6,49 €

Escobillero a suelo · Brush holder



Material Material	ABS
Acabado Finish	Blanco/AzulVerde/Ice/Naranja White/Blue/Green/Ice/Orange
Dimensiones Dimensions	360 x 127 mm
ABS	
Tim-026957/W Blanco / White	9,58 €
Tim-026957/B Azul / Blue	9,58 €
Tim-026957/G Verde / Green	9,58 €
Tim-026957/I Ice / Ice	9,58 €
Tim-026957/O Naranja / Orange	9,58 €

Tapa Inodoro Caoba · Mahogany Toilet Lid



[Consultar otros colores](#)
Ask for other colours

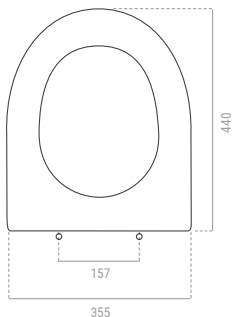
Tapa para inodoro Tim-013020-013021-013022
Cover seat for WC Tim-013020-013021-013022

Material Material	Prensado Pressing
Acabado Finish	Caoba Mahogany
Dimensiones Dimensions	440 x 355 mm



Tim-013000-TA 206,44 €

Tapa Inodoro Alta Densidad · High Density Toilet Lid



[Consultar otros colores](#)
Ask for other colours

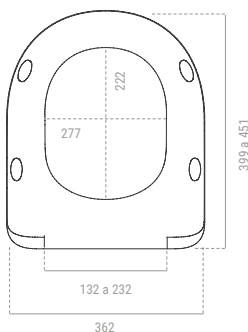
Compatible con / Compatible with
Tim-013010, Tim-013011, Tim-013012, Tim-013020

Material Material	DM Lacado Lanquered DM
Acabado Finish	Blanco o negro White or black
Dimensiones Dimensions	362 x 277 x 222 mm



Tim-013001-TA 125,30 €

Tapa inodoro ABS · ABS WC cover seat



[Consultar otros colores](#)
Ask for other colours

Compatible con / Compatible with
Tim-013010, Tim-013011, Tim-013012, Tim-013020

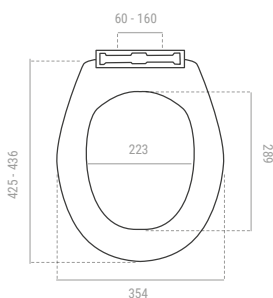
Material Material	ABS
Acabado Finish	Blanco o gris claro White or light grey
Dimensiones Dimensions	62 x 277 x 222 mm



Tim-013000-ABS 125,30 €

WC COVER SEATS

Tapa de inodoro Eco · Eco toilet seat cover



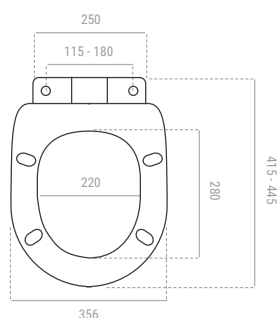
Material | Material Polipropileno | Polypropylene

Acabado | Finish Blanco | White



Tim-540000 28,56 €

Tapa inodoro termoplástico · Thermoplastic toilet seat



Bisagras universales
Universal hinges

Material | Material Termoplástico | Thermoplastic

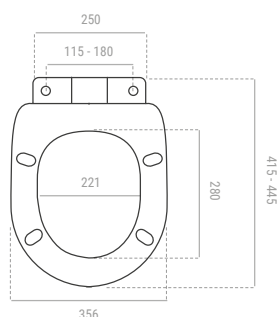
Acabado | Finish Blanco | White

Dimensiones | Dimensions 356 x 280 mm



Tim-540001 55,33 €

Tapa inodoro Softclose · Toilet seat softclose



Bisagras universales
Universal hinges

Material | Material Termoplástico | Thermoplastic

Acabado | Finish Blanco | White

Dimensiones | Dimensions 356 x 280 mm



Tim-540001/S 78,62 €

58 - 61.

Duchas y lavaojos de emergencia
Emergency showers and eye washers

62-63.

Señalética
Pictograms



04.

Seguridad y prevención

SAFETY AND PREVENTION



04

05

06


07



DUCHAS Y LAVAJOS DE EMERGENCIA

EMERGENCY SHOWERS AND EYE WASHERS

Ducha mural · Wall fixed shower



Material Material	Acero Steel
Acabado Finish	Galvanizado pintado Galvanized painted



Tim-AA01	260,79 €
----------	----------

Lavaojos mural · Wall fixed eye washer



Material Material	Acero Steel
Acabado Finish	Galvanizado pintado Galvanized painted



Tim-AA10	244,57 €
----------	----------

Botella esteril para lavado de ojos de emergencia Emergency bottle of sterile water



Capacidad Capacity	1 litro 1 liter
----------------------	-------------------



Tim-AA07	33,65 €
----------	---------

Lavaojos de emergencia portátil · Portable emergency eye washer



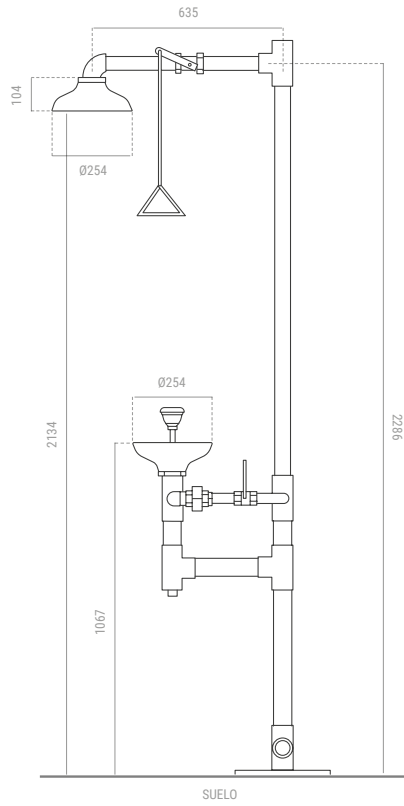
Capacidad Capacity	34 litros 34 liters
----------------------	-----------------------



Tim-AA08	466,21 €
----------	----------

Otros modelos consultar | Ask for other models

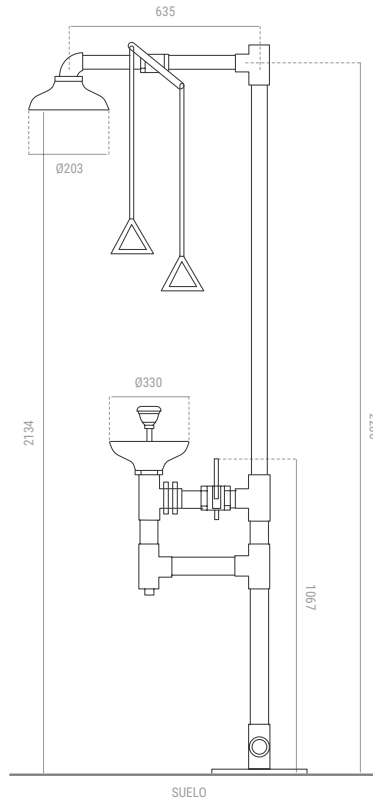
Ducha lavaojos a suelo · Emergency shower and eyes washer fixed to floor



Material | Material Acero | Steel
Acabado | Finish Galvanizado pintado
 Galvanized painted



Tim-AA02 1.019,05 €



Material | Material Acero Inox | Stainless steel



Tim-AA04 2.854,75 €

[Otros modelos consultar](#) | Ask for other models

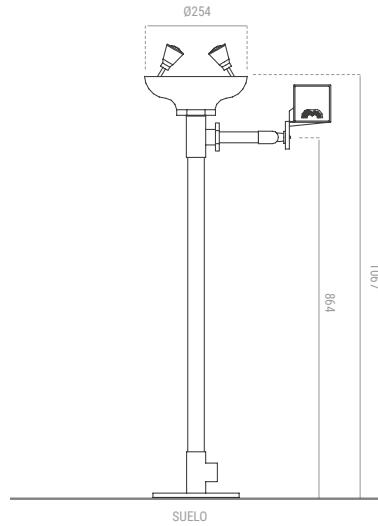


DUCHAS Y LAVAJOS DE EMERGENCIA

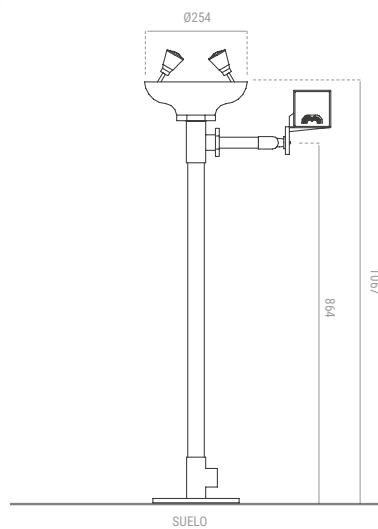
EMERGENCY SHOWERS AND EYE WASHERS

Lavaojos de pie · Eye washer fixed to floor

04



Material Material	Acero Steel
Acabado Finish	Galvanizado pintado Galvanized painted
Tim-AA11	301,94 €



Material Material	Acero Inox Stainless steel
Tim-AA12	1.218,73 €

Otros modelos consultar | Ask for other models

Plataforma con ducha y lavaojos de emergencia
Emergency platform with shower and eye washer



Funcionamiento independiente
Independent operation

Material | Material Acero Inox | Stainless steel



Tim-AA13

6.750,30 €

Ducha de descontaminación para zonas de alto riesgo
Decontamination shower for high risk zones



Tim-AA14

960,73 €

Otros modelos consultar | Ask for other models



SEÑALÉTICA


PICTOGRAMS




Mujer | Woman
Tim-A0001



Hombre | Man
Tim-A0002



Familiar | Family
Tim-A0003




Niño | Baby
Tim-A0004



Unisex | Unisex
Tim-A0005




Minusválidos | Disabled people
Tim-A0006




Vestuario | Cloakroom
Tim-A0007



Duchas | Showers
Tim-A0008




Botiquín | First-aid kit
Tim-A0009




Restaurante | Restaurant
Tim-A0010



Información | Information
Tim-A0011



Dirección | Direction
Tim-A0012



Fumadores | Smoking
Tim-A0013



No fumar | No smoking
Tim-A0014



Prohibido el paso | No entry
Tim-A0015



Prohibido el paso
No entry
Tim-A0016



No animales | No animals
Tim-A0017



No móvil | No mobile phone
Tim-A0018



Zona Wifi | Wifi area
Tim-A0019



Cafetería | Coffee shop
Tim-A0020



Parking | Parking
Tim-A0021



Carros | Shopping carts
Tim-A0022


Material Material	Acero inox Stainless steel
Peso Weight	175 gr
Dimensiones Dimensions	120 x 120 mm



Todas ref. / All ref. *

24,82 €

PICTOGRAMS




Mujer | Woman
Tim-A0001-S




Hombre | Men
Tim-A0002-S



Bebes | Babys
Tim-A0003-S



Niños | Kids
Tim-A0004-S



Otros modelos
Other models

NOVEDAD

Material | Material Acero inox | Stainless steel

Acabado | Finish Satinado | Satin

Dimensiones | Dimensions 800 x 300 x 1,5 mm
Consultar para otras medidas / texto ingles



Todas ref. / All ref. 85,40 €



66 - 67.

Grifos temporizados serie "eco"
Temporized taps "eco"

68 - 69.

Grifos electrónicos
Electronic taps

70.

Grifos de palanca gerontológico
Gerontological lever faucets

71-72.

Grifo de pedal
Foot tap

72-73.

Caños
Water pipes

74 - 75.

Grifo de lavabo
Washbasin tap

76.

Grifo de ducha
Shower tap

77 - 79.

Grifo de cocina
Kitchen tap

80.

Sifón y válvulas
Bottle siphon and valve sets

82.

Fluxómetros para W.C.
WC fluxometers

83 - 84.

Accesorios
Accessories

85.

Recambios
Spare parts





05. Grifería

TAPS

05

06

07



GRIFOS TEMPORIZADOS SERIE "ECO"

TEMPORIZED TAPS "ECO"

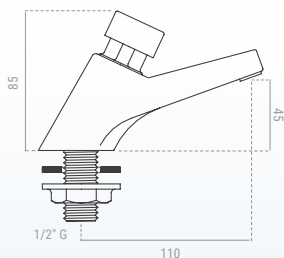
Grifo temporizado para lavabo · TempORIZED tap for wash basin

NOVEDAD



ECO
75% AHORRO DE AGUA

Mezclador
Mixer



Grifo de lavabo Temporizado ECO | TempORIZED ECO tap
Mezclador | Mixer

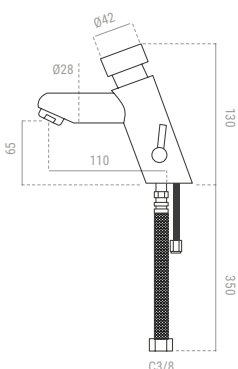
Material Material	Latón Brass
Acabado Finish	Cromado Chromed
Caudal Flow	1,5l./minuto (3 Bar)
Temporizado fijo Fixed temporized time	5-8 seg.



Tim-080603 104,50 €



Mezclador
Mixer



Mezclador | Mixer

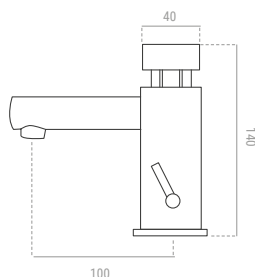
Material Material	Latón Brass
Acabado Finish	Cromado Chromed
Temporizado fijo Fixed temporized time	+/-13 seg.



Tim-080601 102,44 €



Mezclador
Mixer



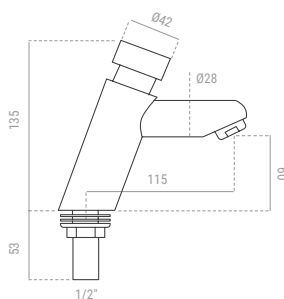
Mezclador | Mixer

Material Material	Latón Brass
Acabado Finish	Cromado Chromed
Temporizado fijo Fixed temporized time	+/-13 seg.



Tim-080608 152,30 €

Tim-080609 115,60 €
Solo 1 agua



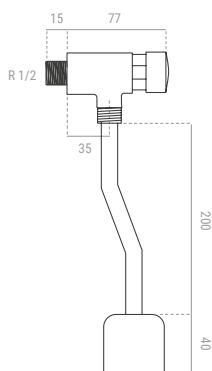
Solo 1 agua (fría o caliente)
1 water (cold or hot)

Material Material	Latón Brass
Acabado Finish	Cromado Chromed
Temporizado fijo Fixed temporized time	+/-13 seg.



Tim-080607 133,40 €

Grifo temporizado para urinario · Urinary temporized tap



Con enlace para urinario
With connexion to urinary

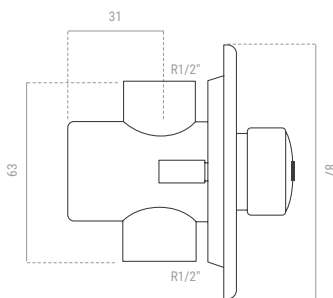
Material Material	Latón Brass
Acabado Finish	Cromado Chromed
Temporizado fijo Fixed temporized time	+/-6 seg.



Tim-080604 62,35 €

TEMPORIZED TAPS "ECO"

Grifo temporizado empotrado · Built in temporized tap



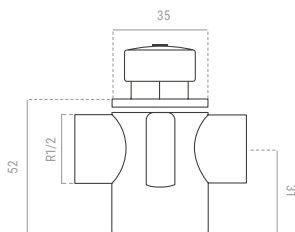
Válido para urinario/ducha/lavabo. Con embellecedor
Valid for shower/urinary/wash basin. With embellisher

Material Material	Latón Brass
Acabado Finish	Cromado Chromed
Temporizado fijo Fixed temporized time	+/-6 seg. (urinario/urinary) +/-20 seg. (ducha/shower) +/-13 seg. (lavabo/wash basin)



Tim-080605/URI Urinario / Urinary	50,75 €
Tim-080605/DUC Ducha / Shower	50,75 €
Tim-080605/LAV Lavabo / Wash basin	50,75 €

Válido para urinario/ducha/lavabo
Sin embellecedor
Valid for shower/urinary/wash basin
Without embellisher

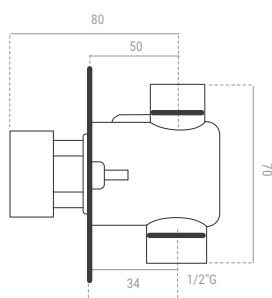


Material Material	Latón Brass
Acabado Finish	Cromado Chromed
Temporizado fijo Fixed temporized time	+/-6 seg. (urinario/urinary) +/-20 seg. (ducha/shower) +/-13 seg. (lavabo/wash basin)



Tim-080625/URI Urinario / Urinary	49,20 €
Tim-080625/DUC Ducha / Shower	49,20 €
Tim-080625/LAV Lavabo / Wash basin	49,20 €

Grifo temporizado anti-legionela · Anti-legionella temporized tap



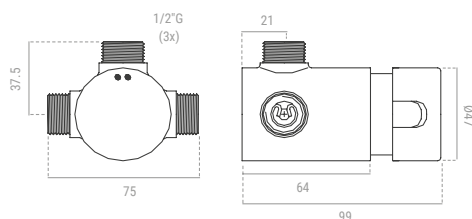
Grifo Temporizado de ducha para empotrar
Con sistema de descarga automática de agua Anti-Legionela
Temporized shower tap to recess
Automatic anti-legionella water discharge system

Material Material	Latón Brass
Acabado Finish	Cromado Chromed
Temporizado fijo Fixed temporized time	15/20 seg.



Tim-080606/LG 1 agua	113,88 €
Tim-080606/R Recambio	79,80 €

Grifo de ducha mezclador · Shower mixer tap



Monomando | Push button tap

Material Material	Latón Brass
Acabado Finish	Cromado Chromed
Caudal Flow rate	20 Litros/Min. 20 Liters/Min.



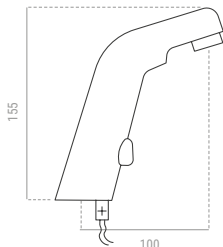
Tim-080052	369,40 €
-------------------	----------



GRIFOS ELECTRÓNICOS

ELECTRONIC TAPS

Grifo para lavamanos · Counter top tap for wash basin



Funcionamiento por infrarrojos, red y baterías
Infrared sensor, red and batteries

Material | Material Latón | Brass

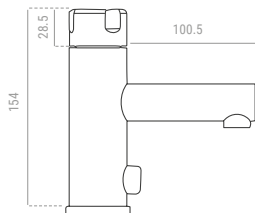
Acabado | Finish Cromado | Chromed



Tim-080701
Red / Plug In 370,60 €

Tim-080801
Baterías / Batteries 359,50 €

Grifo electrónico mezclador · Electronic mixer tap



Funcionamiento por infrarrojos y baterías
Infrared sensor operated by batteries

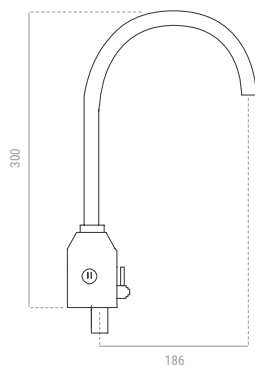
Material | Material Latón | Brass

Acabado | Finish Cromado | Chromed



Tim-080809 628,64 €

Grifo para cocina · Kitchen tap



Funcionamiento por infrarrojos
Infrared sensor

Material | Material Latón | Brass

Acabado | Finish Cromado | Chromed

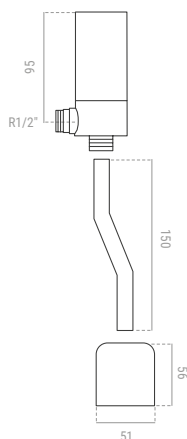


Tim-080721
Red / Plug In 411,32 €

Tim-080821
Baterías / Batteries 459,98 €

ELECTRONIC TAPS

Grifo electrónico para urinario · Electronic tap for urinary



Funcionamiento por infrarrojos y baterías
Infrared sensor operated by batteries

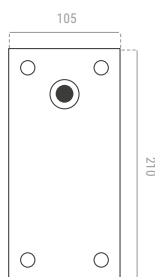
Material | Material Latón | Brass

Acabado | Finish Cromado | Chromed



Tim-080804 406,95 €

Grifo electrónico empotrado · Recessed electronic tap



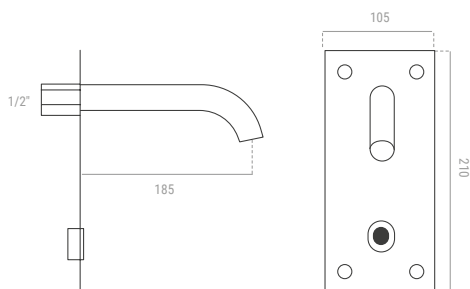
Funcionamiento por infrarrojos y baterías
Infrared sensor operated by batteries

Material | Material Latón | Brass

Acabado | Finish Cromado | Chromed



Tim-080905 749,50 €



Funcionamiento por infrarrojos y baterías
Infrared sensor operated by batteries

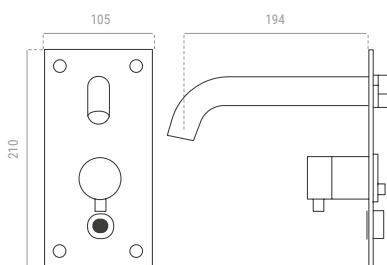
Material | Material Latón | Brass

Acabado | Finish Cromado | Chromed



Tim-080805 695,30 €

Grifo mezclador electrónico para lavabo · Electronic wash basin tap with mixer control



Funcionamiento por infrarrojos y baterías
Infrared sensor and batteries

Material | Material Latón | Brass

Acabado | Finish Cromado | Chromed



Tim-080815 810,50 €
Baterías / Batteries

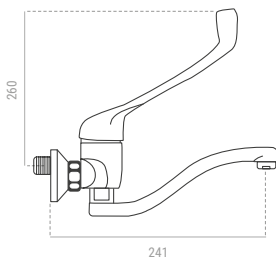
Tim-080715 754,52 €
Red / Plug In



GRIFOS DE PALANCA GERONTOLÓGICO

GERONTOLOGICAL LEVER FAUCETS

Monomando fregadera de pared · Wall mounted sink tap



Con palanca clínica
With clinic handle

Material | Material Latón | Brass

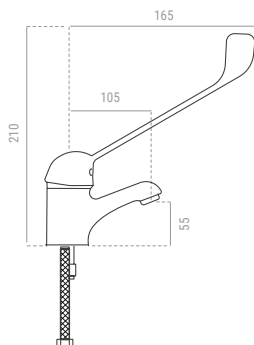
Acabado | Finish Cromado | Chromed



Tim-080201

118,50 €

Grifo gerontológico · Older people tap



Accionamiento con codo mezclador
Elbow operated mixing tap

Material | Material Latón | Brass

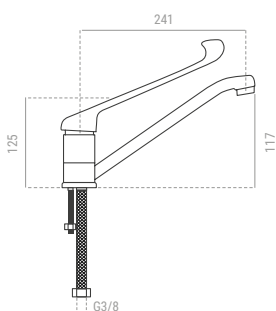
Acabado | Finish Cromado | Chromed



Tim-480001

76,74 €

Monomando clínico fregadera de repisa · Counter top sink tap



Con palanca clínica
With clinic handle

Material | Material Latón | Brass

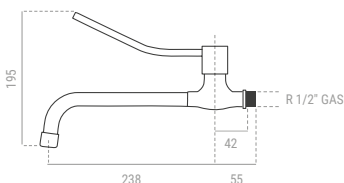
Acabado | Finish Cromado | Chromed



Tim-080202

70,82 €

Grifo medical · Medical tap



De cierre rápido. Entrada rosca 1/2"
Quick closing. Inlet of 1/2"

Material | Material Latón | Brass

Acabado | Finish Cromado | Chromed



Tim-080318

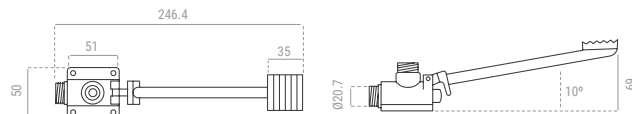
81,80 €

FOOT TAP

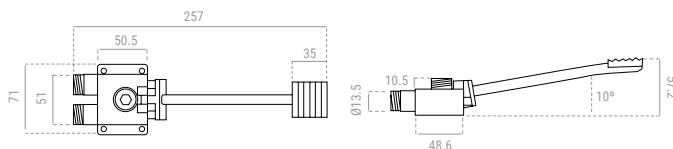
Grifo de pedal · Foot tap



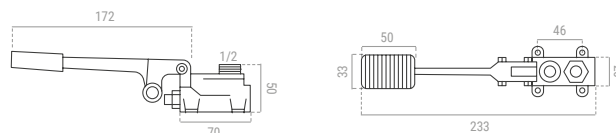
Tim-080323



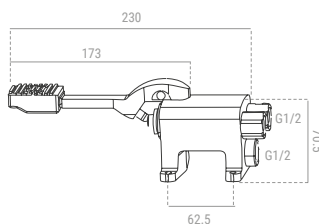
Tim-080322



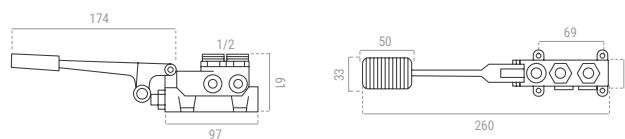
080323-V



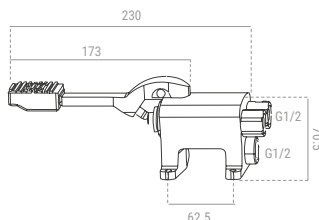
080323-H



080322-V



080322-H



NOVEDAD

Solo 1 agua o mezclador
One water only or mixer

Material | Material Latón | Brass

Acabado | Finish Cromado | Chromed



Tim-080323

1 agua / 1 water

66,70 €

Tim-080323-V

1 agua Conexión vertical

121,10 €

Tim-080323-H

1 agua Conexión horizontal

94,10 €

Tim-080322

Mezclador / mixer

120,98 €

Tim-080322-V

Mezclador Conexión vertical

126,50 €

Tim-080322-H

Mezclador Conexión horizontal

144,80 €



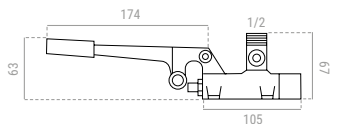
GRIFO DE PEDAL

FOOT TAP

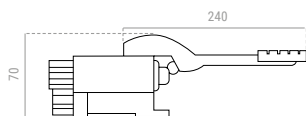
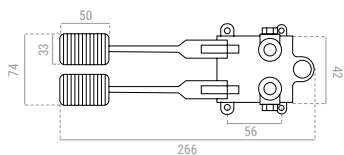
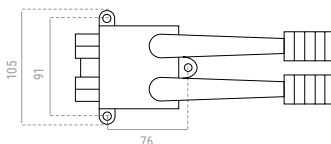
Grifo de pedal doble · Double foot tap



Tim-080325



Tim-080325-H



NOVEDAD

Mezclador 2 aguas
Pedal mixer 2 waters

Material | Material Latón | Brass

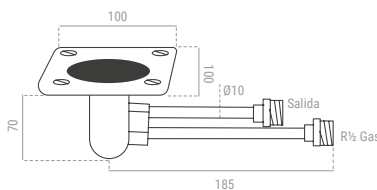
Acabado | Finish Cromado | Chromed



Tim-080325
Conexión vertical 176,80 €

Tim-080325-H
Conexión horizontal 162,10 €

Grifo de pie empotrado · Recessed foot tap



Empotrado en el suelo
Floor recessed

Material | Material Latón | Brass

Acabado | Finish Cromado | Chromed

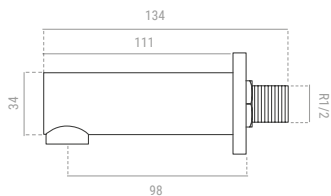


Tim-080306 115,30 €

CAÑOS

WATER PIPES

Caño frontal de pared · Frontal spout



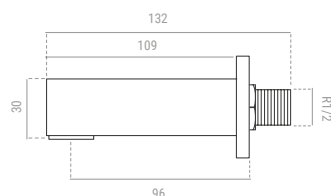

Solo 1 agua (fría o caliente)
1 water (cold or hot)

Material | Material Latón | Brass

Acabado | Finish Cromado | Chromed



Tim-080350
Cilíndrico / Cylindrical 65,94 €



Solo 1 agua (fría o caliente)
1 water (cold or hot)

Material | Material Latón | Brass

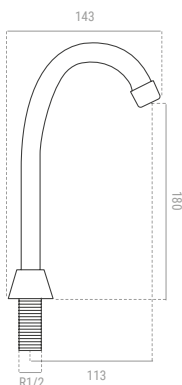
Acabado | Finish Cromado | Chromed



Tim-080351
Cuadrado / Square 88,37 €

WATER PIPES

Caño fijo · Fixed pipe

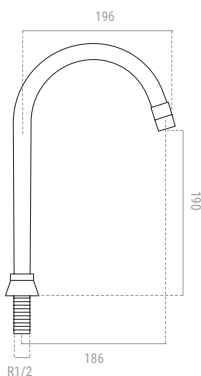


Modelo fijo sin giro, para fregadero o lavamanos
Entrada rosca de 1/2"
Fixed model, for kitchen sink or wash basin
Inlet thread of 1/2"

Material Material	Latón Brass
Acabado Finish	Cromado Chromed



Tim-080314 49,70 €

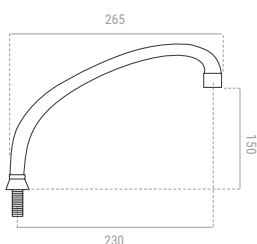


Modelo giratorio, para fregadero o lavamanos
Entrada rosca de 1/2"
Rotatory model, for kitchen sink or wash basin
Inlet thread of 1/2"

Material Material	Latón Brass
Acabado Finish	Cromado Chromed



Tim-080321 68,39 €

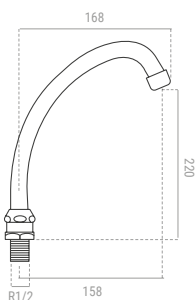


Modelo giratorio, para fregadero o lavamanos
Entrada rosca de 1/2"
Rotatory model, for kitchen sink or wash basin
Inlet thread of 1/2"

Material Material	Latón Brass
Acabado Finish	Cromado Chromed



Tim-080313 57,20 €



Modelo giratorio, para fregadero o lavamanos
Entrada rosca de 1/2"
Rotatory model, for kitchen sink or wash basin
Inlet thread of 1/2"

Material Material	Inox o Latón Inox or Brass
Acabado Finish	Brillo o Cromado Bright or Chromed



Tim-080627 28,26 €
Latón / Brass

Tim-080630 30,26 €
Inox / Stainless Steel



GRIFO DE LAVABO

WASHBASIN TAP

Grifería lavabo · Washbasin tap



Tim-400051

Tim-400052

Grifo de lavabo mezclador monomando
Washbasin tap mixer

Material | Material Latón cromado | Chromed brass

Acabado | Finish Mate | Mate



Tim-400051 85,60 €

Tim-400052
Caño alto / High spout 149,80 €

Grifo de lavabo mezclador monomando
Washbasin tap mixer

Material | Material Latón cromado | Chromed brass

Acabado | Finish Brillante | Bright



Tim-400046 81,80 €

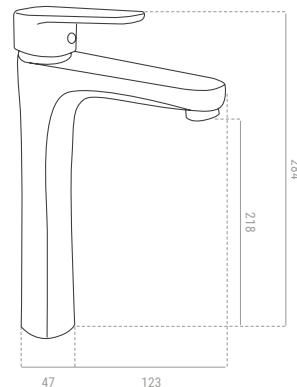
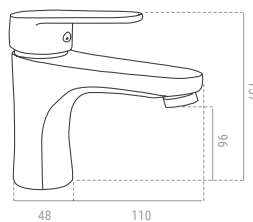
Tim-400050
Caño alto / High spout 139,50 €



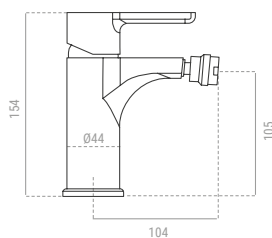
Tim-400046



Tim-400050



Grifería Bidet · Bidet tap



Material | Material Latón cromado | Chromed brass

Acabado | Finish Mate | Mate



Tim-400047 81,80 €

Grifería Lavabo / Bidet · Basin / Bidet tap



Tim-400014



Tim-400015

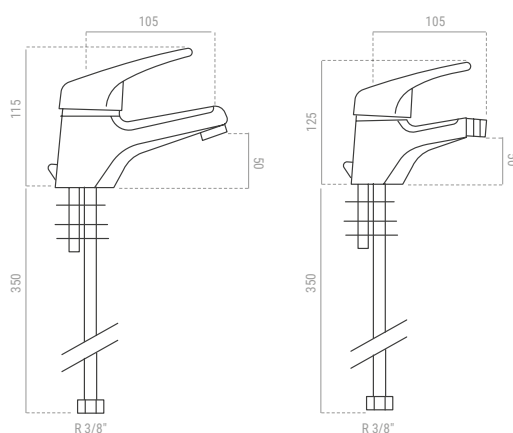
Material | Material Latón cromado | Chromed brass

Acabado | Finish Brillante | Bright



Tim-400014 Grifo Lavabo / Basin tap 43,30 €

Tim-400015 Grifo bidet / Bidet tap 43,30 €



Grifería Lavabo / Bidet Scene · Scene Basin / Bidet tap



Tim-400019



Tim-400023

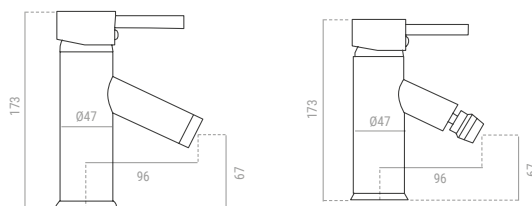
Material | Material Latón cromado | Chromed brass

Acabado | Finish Brillante | Bright



Tim-400019 Grifo Lavabo / Basin tap 68,20 €

Tim-400023 Grifo bidet / Bidet tap 61,20 €

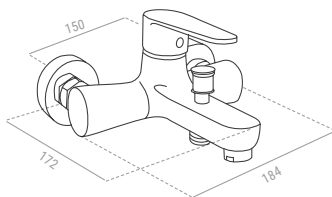




GRIFO DE DUCHA

SHOWER TAP

Grifo Ducha Blossom · Blossom Shower tap



Con flexo y soporte
With flexo and support

Material | Material Latón cromado | Chromed brass

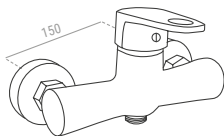
Acabado | Finish Brillante | Bright



Tim-400048

124,80 €

05



Con flexo y soporte, salida alcachofa
With hose and support, shower head outlet

Material | Material Latón cromado | Chromed brass

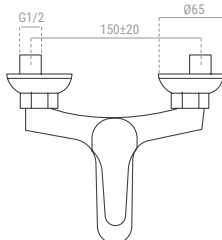
Acabado | Finish Brillante | Bright



Tim-400049

73,10 €

Grifo Ducha · Shower tap



Grifo de ducha mezclador monomando
Shower tap mixer

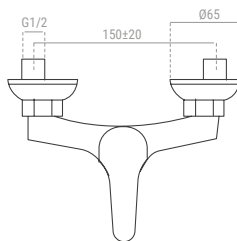
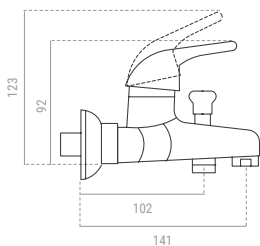
Material | Material Latón cromado | Chromed brass

Acabado | Finish Mate | Mate



Tim-400016

75,10 €



Sin grifo y con alcachofa
Without tap and with shower head

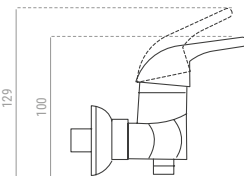
Material | Material Latón cromado | Chromed brass

Acabado | Finish Mate | Mate



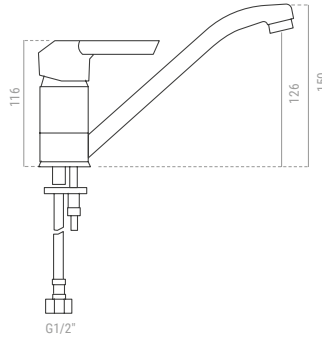
Tim-400017

67,80 €



KITCHEN TAP

Grifo de cocina · Kitchen tap



Grifo de cocina mezclador monomando
Kitchen tap mixer

Material Material	Latón cromado Chromed brass
Acabado Finish	Brillante Bright



Tim-400018	44,60 €
-------------------	---------



Grifo de cocina mezclador monomando
Kitchen tap mixer

Material Material	Latón cromado Chromed brass
Acabado Finish	Brillante Bright



Tim-400038	77,60 €
-------------------	---------

Grifo de cocina con caño flexible
Kitchen faucet with flexible spout

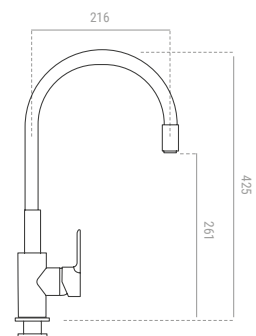


Grifo de cocina mezclador monomando
Kitchen tap mixer

Material Material	Latón cromado Chromed brass
Acabado Finish	Brillante Bright



Tim-400039 Caño blanco / White spout	82,10 €
Tim-400040 Caño negro / Black spout	82,10 €





GRIFOS DE COCINA

KITCHEN TAP

Grifo Cocina Tech · Tech Kitchen tap



Grifo de cocina mezclador monomando
Kitchen tap mixer

Material | Material Latón cromado | Chromed brass

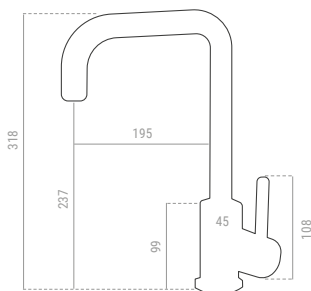
Acabado | Finish Brillante | Bright



Tim-400037

148,20 €

Grifo de cocina Sinus · Kitchen tap Sinus



Grifo de cocina mezclador monomando
Kitchen tap mixer

Material | Material Acero inox | Stainless steel

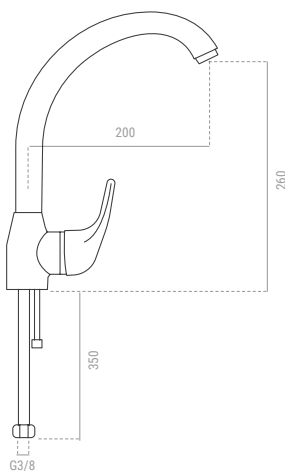
Acabado | Finish Brillante | Bright



Tim-011802

85,45 €

Grifo de cocina Nore · Kitchen tap Nore



Grifo de cocina mezclador monomando
Kitchen tap mixer

Material | Material Latón cromado | Chromed brass

Acabado | Finish Brillante | Bright



Tim-011803

65,30 €

KITCHEN TAP

Grifo Cocina Panas · Panas Kitchen Faucet



Grifo de cocina mezclador monomando
Kitchen tap mixer

Material | Material Latón cromado | Chromed brass

Acabado | Finish Brillante | Bright



Tim-400035 70,10 €

Grifo de cocina Stylus · Kitchen tap Stylus



Tim-011800

Tim-011800/I

Grifo de cocina mezclador monomando
Kitchen tap mixer

Material | Material Latón cromado o Acero inox
Chromed brass or Stainless steel

Acabado | Finish Brillante | Bright



Tim-011800 Cromado / Chrome 247,60 €

Tim-011800/I Acero inox / Stainless steel 120,50 €

Grifo de cocina Circle · Kitchen tap Circle



Tim-011801

Tim-011801/C

Grifo de cocina mezclador monomando
Kitchen tap mixer

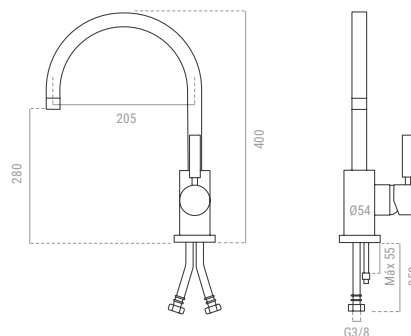
Material | Material Latón cromado | Chromed brass

Acabado | Finish Brillante | Bright



Tim-011801 132,20 €

Tim-011801/C Caño corto / Short spout 73,60 €

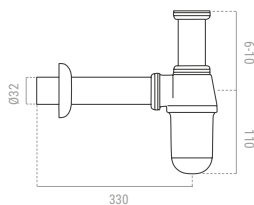




SIFÓN Y VÁLVULAS

BOTTLE SIPHON AND VALVE SETS

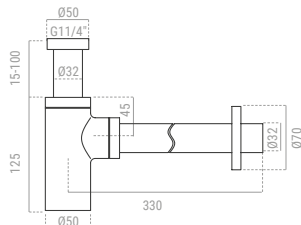
Sifón botella · Bottle siphon



Sifón Universal para lavabo, regulable en altura
Universal siphon for washbasin, height adjustable

Acabado | Finish Cromado | Chrome

Tim-020510/30 14,33 €



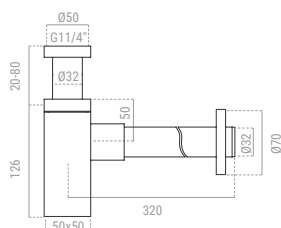
Sifón botella diseño minimalista cilíndrico
Bottle trap cylindrical design

NOVEDAD

Material | Material Zinc | Zinc

Acabado | Finish Cromado | Chrome

Tim-020919/33 35,80 €



Sifón botella diseño minimalista cuadrado
Bottle trap square design

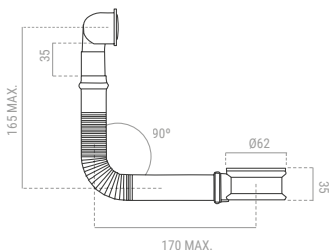
NOVEDAD

Material | Material Latón | Brass

Acabado | Finish Cromado | Chrome

Tim-020919/35 63,50 €

Rebosadero de luxe · Deluxe overflow set

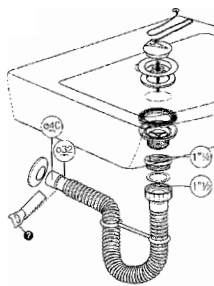


Cazoleta en latón cromado
Tubo flexo en acero inoxidable de gran longitud para adaptar a distintos modelos de lavabos
Body in chrome brass
Stainless steel tube to be adapted to any kind of wash basins

Acabado | Finish Cromado | Chrome

Tim-020322 68,70 €

Sifón flexible para lavamanos Flexible siphon for wash basins



Sifón flexible para lavamanos de minusválidos
Flexible siphon for handicapped wash basins

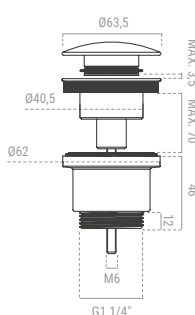
Material | Material Plástico 1 1/4" | Plastic 1 1/4"

Acabado | Finish Blanco | White



Tim-515004 6,80 €

Válvula click clack · Click-clack valve set



Válvula modelo click-clack
Desmontable
Opción para lavabos con y sin rebosadero
Valve set click-clack
Detachable
Option for wash basins with and without overflow control

Acabado | Finish Cromado | Chrome

Tim-020922 16,12 €

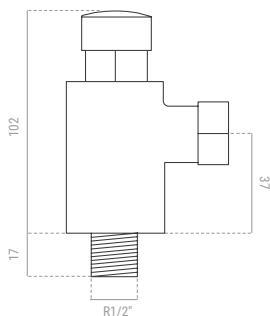




FLUXÓMETROS PARA W.C.

WC FLUXOMETERS

Fluxómetro para taza de W.C. · WC fluxometer



Entrada de 3/4" | Inlet of 3/4"

Material | Material Latón | Brass

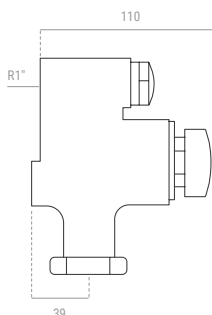
Acabado | Finish Cromado | Chromed

Temporizado fijo | Fixed temporized time +/-13 seg.



Tim-080319

111,60 €



Entrada de 1". Con regulador de caudal
1 water (cold or hot). With flow control

Material | Material Latón | Brass

Acabado | Finish Cromado | Chromed

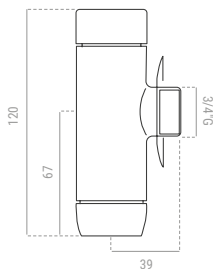
Temporizado fijo | Fixed temporized time +/-13 seg.



Tim-080315

141,28 €

Fluxor para Inodoro · WC fluxometer



Cierre automático temporizado
Equipado con montura standard
Temporized automatic closure
Equipped with a standard assembly

Material | Material Latón | Brass

Acabado | Finish Cromado | Chromed

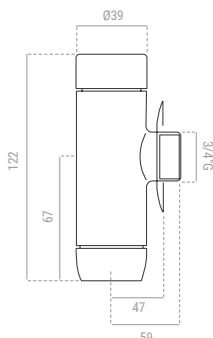
Temporizado fijo | Fixed temporized time 7-10 seg.



Tim-080307

107,33 €

Fluxor para Inodoro con llave de paso · WC fluxometer with water passage key



Cierre automático temporizado
Equipado con montura standard y llave de paso
Temporized automatic closure
Equipped with a standard assembly and water passage key

Material | Material Latón | Brass

Acabado | Finish Cromado | Chromed

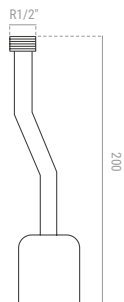
Temporizado fijo | Fixed temporized time 7-10 seg.



Tim-080308

151,20 €

Tubo de bajada urinario · Urinary discharge pipe



Incluye accesorios de montaje
Include accessories for installation

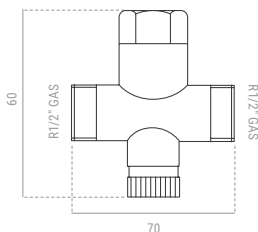
Material | Material Latón | Brass

Acabado | Finish Cromado | Chromed



Tim-080304 19,20 €

Escuadra mezcladora · Hot and cold water mixer



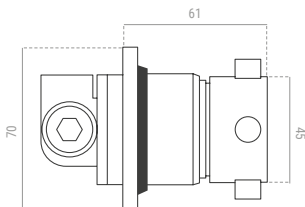
Mezclador empotrado | Recessed mixer

Material | Material Latón de fundición
Foundry brass



Tim-080324 35,74 €

Mezclador empotrado · Recessed mixer



Mezclador empotrado sin grifo
Recessed mixer without tap

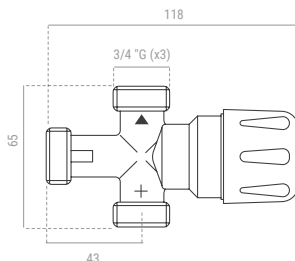
Material | Material Latón | Brass

Acabado | Finish Cromado | Chromed



Tim-080501 138,98 €

Válvula mezcladora termostática · Válvula mezcladora termostática



NOVEDAD

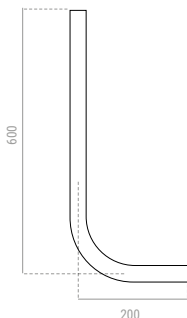
Material | Material Latón | Brass

Acabado | Finish Niquelado | Nickel plated



Tim-080517 178,70 €

Tubo de bajada WC · Discharge pipe for WC



Para inodoros | For WC pans

Material | Material Acero | Steel

Acabado | Finish Cromado | Chromed

Tubo | Tube Ø 28 mm



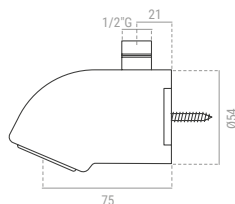
Tim-080316 57,80 €



ACCESORIOS

ACCESSORIES

Rociador con entrada superior · Shower head with top inlet



Entrada rosca macho 3/4". Con economizador de agua
Regulador automático de caudal a 8 litros
3/4" male thread inlet. With water economizer
Automatic flow control of 8 liters

Material | Material Latón | Brass

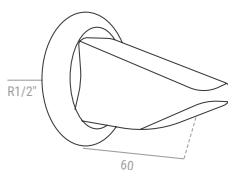
Acabado | Finish Cromado | Chromed



Tim-080105

125,06 €

Rociador de ducha · Shower head



Para toma empotrada de 1/2"
For recessed inlet of 1/2"

Material | Material Latón | Brass

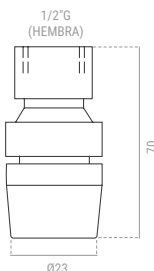
Acabado | Finish Cromado | Chromed



Tim-080101

51,26 €

Rociador de cabezal orientable · Orientable shower head



Entrada posterior hembra 1/2" G
Fijación antivandálica. Con economizador de agua
Regulador automático de caudal a 8 litros
Back inlet of 1/2" G
Vandal proof fixing. With water economizer
Automatic flow control of 8 liters

Material | Material Latón | Brass

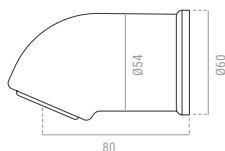
Acabado | Finish Cromado | Chromed



Tim-080106

94,79 €

Rociador de ducha · Shower head



Entrada posterior hembra 1/2" G
Fijación antivandálica. Con economizador de agua
Regulador automático de caudal a 8 litros
Back inlet of 1/2" G
Vandal proof fixing. With water economizer
Automatic flow control of 8 liters

Material | Material Latón | Brass

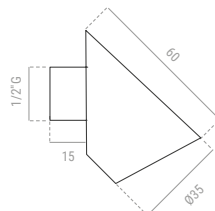
Acabado | Finish Cromado | Chromed



Tim-080107

120,70 €

Rociador de ducha antivandálico · Vandal proof shower head



Entrada posterior hembra 1/2" G
Fijación antivandálica. Con economizador de agua
Regulador automático de caudal a 8 litros
Back inlet of 1/2" G
Vandal proof fixing. With water economizer
Automatic flow control of 8 liters

Material | Material Latón | Brass

Acabado | Finish Cromado | Chromed



Tim-080108

67,50 €

Cabezal · Head



Cartucho especial para cualquier fluxómetro
Cartridge valid for any kind of fluxometer



Tim-080303 48,30 €

Montura de cerámica · Ceramic frame



Cartucho con 1/4 de vuelta para la referencia Tim-080318
Cartridge with 1/4 of screw for reference Tim-080318

Material | Material Cerámico | Ceramic



Tim-080801/R 15,20 €

Caja para grifería electrónica ·
Box for electronic taps



Caja con todo el circuito completo para los grifos electrónicos a red
Box with all electronic parts for electronic taps



Tim-080700 152,55 €

Cartucho · Cartridge



Temporizado a tiempo fijo | Fixed temporized

Material | Material Latón | Brass

Acabado | Finish Cromado | Chromed

Temporizado fijo +/-6 seg. (urinario/urinary)
Fixed temporized time +/-20 seg. (ducha/shower)
+/-13 seg. (lavabo/wash basin)



Tim-080600/URI 37,40 €
Urinario / Urinary

Tim-080600/DUC 37,40 €
Ducha / Shower

Tim-080600/LAV 37,40 €
Lavabo / Wash basin

Caja de baterías · Battery box



Caja con todo el circuito completo para los grifos electrónicos a batería
Box with all electronic parts for electronic taps operated by batteries



Tim-080800 141,46 €

88 - 90.

Lavabos inox
Stainless steel wash basins

90-91.

Lavamanos colectivos de acero inox
Stainless steel collective wash basin

92.

Lavamanos Quirúrgico
Surgical sink

93 - 99.

Sanitarios de acero inox
Stainless steel bath ware

100.

Sanitarios instalación transmuro
Heavy duty bath ware

101.

Lavacañas de acero inoxidable
Stainless steel bedpan cleaners

101.

Preamarco para lavacañas
Frame for bedpan cleaner





06.

Mueble de baño

BATH FURNITURE

06

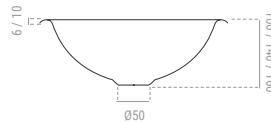
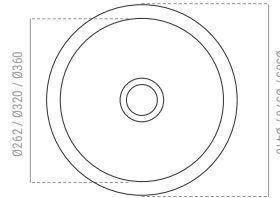
07



LAVABOS INOX

STAINLESS STEEL WASH BASINS

Lavamanos semiesférico · Semispherical wash basin



Con orificio rebosadero + 2,25

With overflow hole +2,25

(Ref. Tim-020031P/IR, Tim-020036P/IR, Tim-020041P/IR)

Con y sin agujero de rebosadero

With or without overflow hole

Material | Material Acero inox | Stainless steel

Espesor chapa | Sheet thickness 1,0 mm



Tim-020031P/I 63,83 €

Ø 31 mm / brillo 2 caras

Tim-020036P/I 65,80 €

Ø 36 mm / brillo 2 caras

Tim-020041P/I 80,68 €

Ø 41 mm / brillo 2 caras

Tim-020031P/IS 79,43 €

Ø 31 mm / mate 2 caras

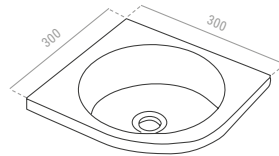
Tim-020036P/IS 83,90 €

Ø 36 mm / mate 2 caras

Tim-020041P/IS 88,57 €

Ø 41 mm / mate 2 caras

Lavamanos esquinero inox · Corner vandal proof wash basin



Material | Material Acero inox | Stainless steel

Acabado | Finish Brillante | Bright

Espesor chapa | Sheet thickness Ø 25 mm

Dimensiones | Dimensions 300 x 300 mm



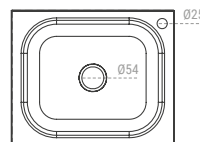
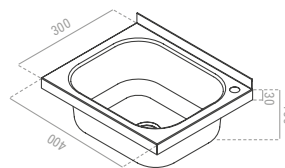
Tim-019011 228,60 €

Sin taladro de grifo | Without drill

Tim-019010 230,60 €

Con taladro de grifo | With drill

Lavamanos rectangular inox · Rectangular vandal proof wash basin



Material | Material Acero inox | Stainless steel

Acabado | Finish Mate | Matt

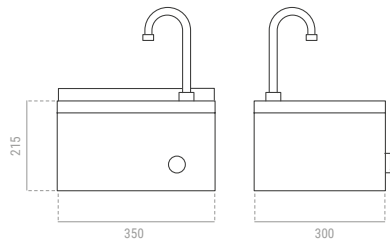
Dimensiones | Dimensions 400 x 330 mm



Tim-019020 121,50 €

STAINLESS STEEL WASH BASINS

Lavamanos mural con pulsador · Push-button wall-mounted sink



Con valvula mezcladora agua fría y caliente
Incluye caño y pulsador
1 agua
With hot and cold water mixing valve
Includes spout and push button
1 water

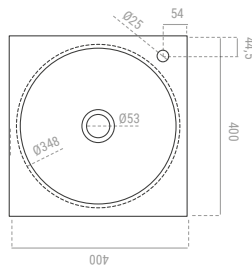
Material Material	Acero inox Stainless steel
Acabado Finish	Satinado Satin
Dimensiones Dimensions	350 x 300 x 215 mm



Tim-019022 340,00 €

06

Lavamanos acero inox · Stainless steel wash basin

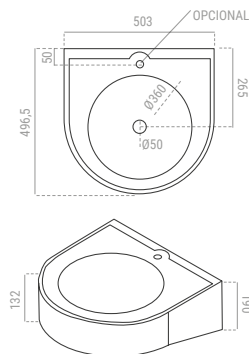


Material Material	Acero inox Stainless steel
Acabado Finish	Mate Matt
Dimensiones Dimensions	400 x 400 x 225 mm



Tim-019030 130,10 €

Lavabo mural inox · Wall mounted Stainless steel wash basin

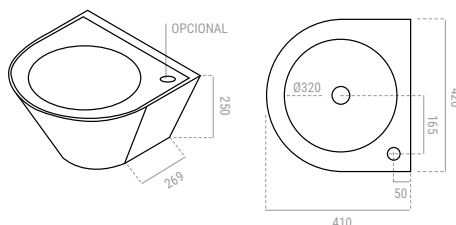


Material Material	Acero inox Stainless steel
Acabado Finish	Mate Matt
Seno Sink	Ø 360 mm
Dimensiones Dimensions	500 x 495 x 150 mm



Tim-019060/S 495,39 €

Lavabo inox · Stainless steel wash basin

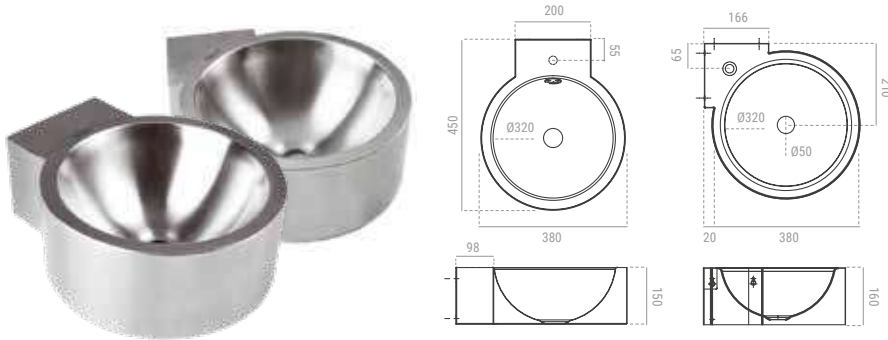


Material Material	Acero inox Stainless steel
Acabado Finish	Mate Matt
Dimensiones Dimensions	420 x 410 x 250 mm



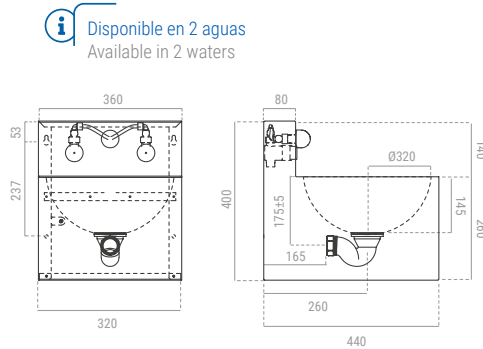
BR-014012/C 717,15 €

Lavamanos inox a pared · Wall mounted stainless steel wash basin



Material Material	Acero inox AISI 304 Stainless steel AISI 304
Acabado Finish	Satinado Satin
Dimensiones Dimensions	450 x Ø 380 mm
Tim-019075 Central	533,00 €
Tim-019075-esq	533,00 €

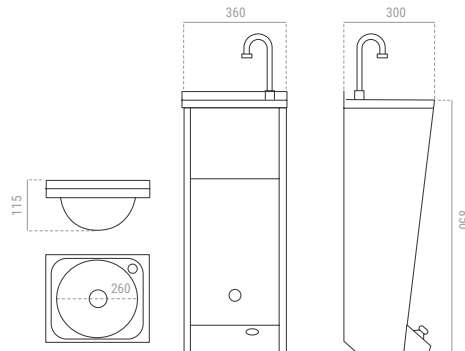
Lavabo de pared con splashback · Wall-mounted washbasin with splashback



El splashback tiene una altura de 140 mm y está equipado con un burbujeador redondeado de acero inoxidable antigiratorio y 1 pulsador mecánicos oculto
The splashback has a height of 140 mm and is equipped with a rounded anti-rotation stainless steel bubbler and 1 hidden mechanical push button

Material Material	Acero inox Stainless steel
Dimensiones Dimensions	360 x 430 x 400 mm
Tim-019076	1.090,50 €

Lavabo Inox · Stainless steel wash basin



Incluye una válvula mezcladora sin retorno para regular la temperatura. Papelera con puerta extraíble.
Con pie pulsador.
Includes a non return mixing valve to regulate the temperature. Dust bin with removable door.
With foot push button.

Material Material	Acero inox Stainless steel
Acabado Finish	Mate Matt
Seno Sink	Ø 360 mm
Lavabo Wash basin	260d, 130h
Dimensiones Dimensions	350 x 300 x 850 mm
Tim-019090	545,20 €

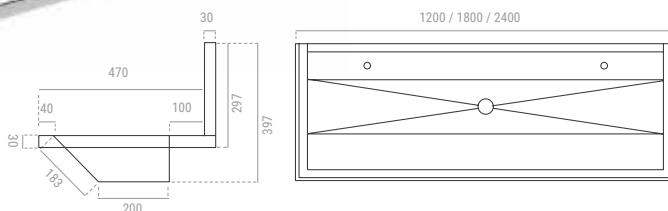
LAVAMANOS COLECTIVO

COLLECTIVE WASHBASIN

Lavamanos colectivo · Collective wash basin



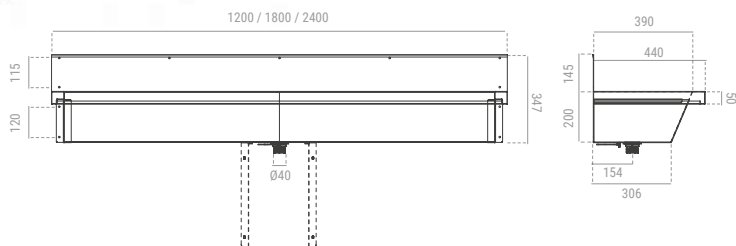
Fabricación a medida
Made to measure



Escuadras, patas y grifos opcionales | Optional brackets, legs and taps

Material Material	Acero inox AISI 304 18/8 AISI 304 18/8 stainless steel
Acabado Finish	Mate Matt
Espesor chapa Sheet thickness	1,2 mm
Tim-017120/2	610,20 €
Con 2 taladros para grifo 1200 x 500 x 420 mm	
Tim-017180/3	890,10 €
Con 3 taladros para grifo 1800 x 500 x 420 mm	
Tim-017240/4	1.125,60 €
Con 4 taladros para grifo 2400 x 500 x 420 mm	
Tim-017000	64,10 €
Patás / Legs	
Tim-017002	108,26 €
Escuadras / Brackets	
Tim-017003	35,62 €/u.
Escuadras Acero Zincado / Zinc plated steel brackets	

Lavamanos colectivo · Collective wash basin



Material | Material Acero inox AISI 304 18/8
AISI 304 18/8 stainless steel

Acabado | Finish Mate | Matt

Espesor chapa | Sheet thickness 1,2 mm

Dimensiones | Dimensions 1200 x 440 x 350 mm
1800 x 440 x 350 mm
2400 x 440 x 350 mm

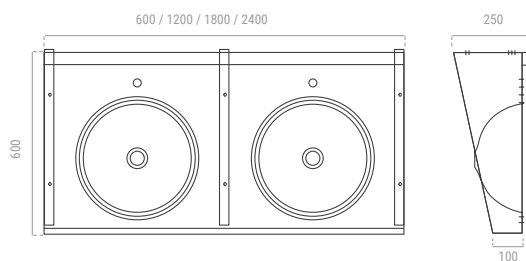


Tim-017120/P
1200 x 440 x 350 mm 1.480,60 €

Tim-017180/P
1800 x 440 x 350 mm 1.690,30 €

Tim-017240/P
2400 x 440 x 350 mm 2.267,90 €

06



Tipos: 1, 2, 3, 4 senos
Senos empotrados y soldados a encimera
Types: 1, 2, 3, 4 wash basins
Recessed wash basin welded to a stainless steel top

* Consultar plazo de entrega | Ask for delivery date

Material | Material Acero inox AISI 304 18/8
AISI 304 18/8 stainless steel

Acabado | Finish Satinado | Satin

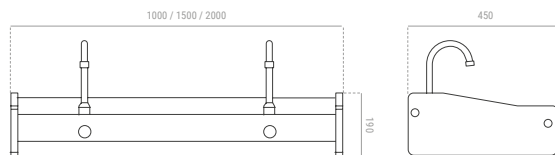


Tim-015060/1
1 seno / basin
600 x 500 x 290 mm 772,31 €

Tim-015120/2
2 senos / basins
1200 x 500 x 290 mm 1.103,32 €

Tim-015180/3
3 senos / basins
1800 x 500 x 290 mm 1.654,96 €

Tim-015240/4
4 senos / basins
2400 x 500 x 290 mm 1.985,96 €



Incluye grifos, pulsadores, y válvula antiretorno
It includes taps, buttons and a no return mixing valve

* Consultar plazo de entrega | Ask for delivery date

Material | Material Acero inox | Stainless steel

Acabado | Finish Satinado | Satin

Espesor chapa | Sheet thickness 1,2 mm

Dimensiones | Dimensions 1000 x 450 x 190 mm
1500 x 450 x 190 mm
2000 x 450 x 190 mm



Sin grifos / Without taps

Tim-A1008/1000
1000 x 450 x 190 mm 875,10 €

Tim-A1008/1500
1500 x 450 x 190 mm 990,45 €

Tim-A1008/2000
2000 x 450 x 190 mm 1.140,57 €

Con grifos / With taps

Tim-A1008/1000-C
1000 x 450 x 190 mm 990,10 €

Tim-A1008/1500-C
1500 x 450 x 190 mm 1.350,50 €

Tim-A1008/2000-C
2000 x 450 x 190 mm 1.600,30 €



LAVAMANOS QUIRÚRGICO

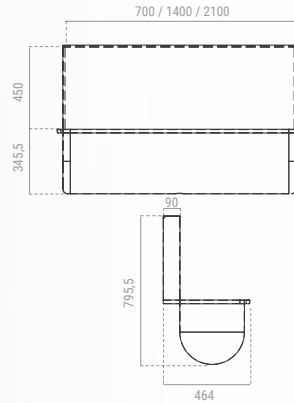
SURGICAL SINK

Lavamanos quirúrgico · Surgical sink



Especial hospitales
Special hospitals

NOVEDAD



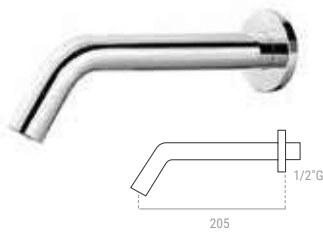
Grifos opcionales | Optional taps

Material Material	Acero inox AISI 304 18/8 AISI 304 18/8 stainless steel
Acabado Finish	Satinado Satin
Espesor chapa Sheet thickness	1,5 mm



Tim-017070 700 x 795 mm	1.690,10 €
Tim-017140 1400 x 795 mm	1.850,70 €
Tim-017210 2100 x 795 mm	2.480,70 €

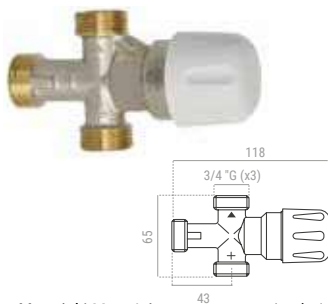
Grifo electrónico mural y válvula mezcladora termostática
Wall mounted electronic tap and thermostatic mixing valve



Electroválvula y sensor electrónico de infrarrojos
Solenoid valve and electronic infrared sensor

Material Material	Latón / Brass
Acabado Finish	Cromado Satin

Tim-080080/B Con batería / With battery	415,20 €
Tim-080080/C A corriente	458,60 €



Material Material	Latón Brass
Acabado Finish	Niquelado Nickel plated



Tim-080517	178,70 €
-------------------	----------

Caño mural y grifo de pedal doble
Wall mounted spout and double foot tap



Conexión macho 1/2" G
1/2" G male connection

Material Material	Latón / Brass
Acabado Finish	Cromado Satin

Tim-080090	48,50 €
-------------------	---------



Mezclador 2 aguas
Pedal mixer 2 waters

Material Material	Latón Brass
Acabado Finish	Cromado Chromed



Tim-080325 Conexión vertical	176,80 €
--	----------

Monomando mural
Wall mounted single lever mixer



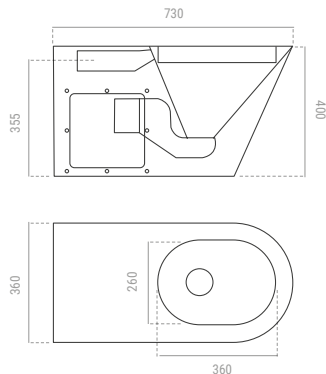
Con palanca clínica
With clinic handle

Material Material	Latón Brass
Acabado Finish	Cromado Chromed



Tim-080201	118,50 €
-------------------	----------

Inodoro suite en acero inox · Vandal proof WC



i Posibilidad de fabricar en brillo
Bright finish available

Fabricado bajo normas EN-37 EN-38
Fabricated under EN/37 and EN/38 norms

Material | Material Acero inox AISI 304 18/8
AISI 304 18/8 stainless steel

Acabado | Finish Satinado | Satin

Espesor chapa | Sheet thickness 1,5 mm

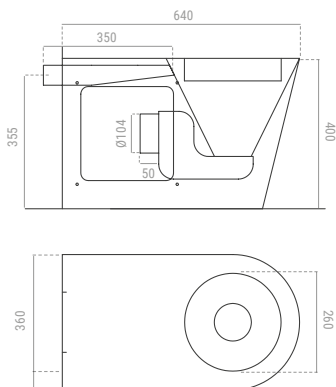


Tim-013010/S Suelo / Floor 1.210,50 €

Tim-013011/S Pared / Wall hang 1.200,10 €

Tim-013012/S Suelo / Floor 1.195,50 €

Inodoro básico en acero inox · Basic Vandal proof WC



Fabricado bajo normas EN-37 EN-38
Fabricated under EN/37 and EN/38 norms

Material | Material Acero inox AISI 304 18/8
AISI 304 18/8 stainless steel

Acabado | Finish Satinado | Satin

Espesor chapa | Sheet thickness 1,5 mm

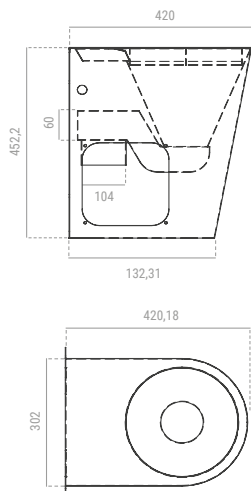


Tim-013010 Suelo / Floor 1.260,70 €

Tim-013011 Pared / Wall hang 1.150,10 €

Tim-013012 Suelo / Floor 1.150,10 €

Inodoro inox espacios reducidos · WC pan small places



Material | Material Acero inox AISI 304
AISI 304 stainless steel

Acabado | Finish Satinado | Satin

Largo Max. | Max. Length 500 mm



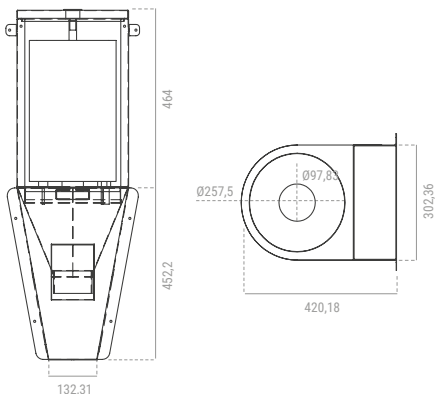
Tim-013022/R Suelo / Floor 1.231,36 €



SANITARIOS DE ACERO INOX

STAINLESS STEEL BATH WARE

Inodoro inox espacios reducidos · WC pan small places



Con cisterna consumo reducido 6-9 litros
With economic tank 6-9 liters

Material | Material Acero inox AISI 304
AISI 304 stainless steel

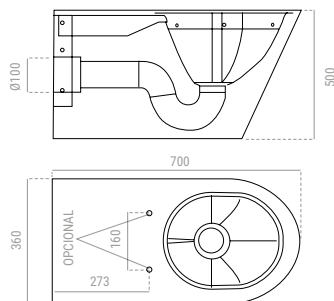
Acabado | Finish Satinado | Satin

Largo Max. | Max. Length 500 mm



Tim-013022/RC 1.669,20 €

Inodoro suspendido PMR · Wall hung toilet for disabled people



Especial para minusválidos. Tapa no incluida
Special for disabled people. WC cover seat not included

Material | Material Acero inox AISI 304 18/8
AISI 304 18/8 stainless steel

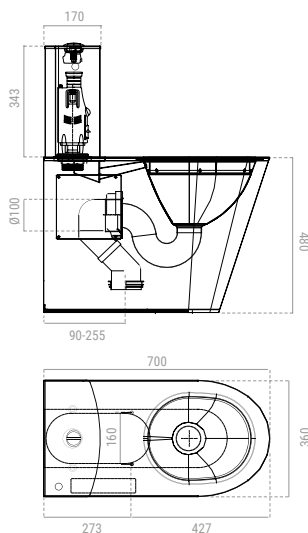
Acabado | Finish Satinado | Satin

Dimensiones | Dimensions 360 x 700 x 500 mm



Tim-013022 1.350,20 €

Inodoro a suelo PMR con cisterna · Floor-standing toilet for disabled people with cistern



Especial para minusválidos. Tapa no incluida
Special for disabled people. WC cover seat not included

Material | Material Acero inox AISI 304 18/8
AISI 304 18/8 stainless steel

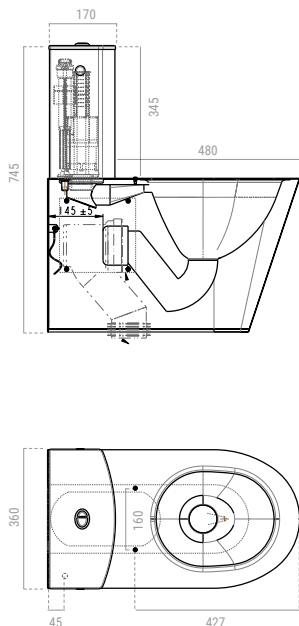
Acabado | Finish Satinado | Satin

Dimensiones | Dimensions 360 x 700 x 480 mm



Tim-013020 2.710,50 €

Inodoro a suelo con cisterna · Floor standing toilet with cistern



Tapa no incluida
WC cover seat not included

Material | Material Acero inox AISI 304 18/8
AISI 304 18/8 stainless steel

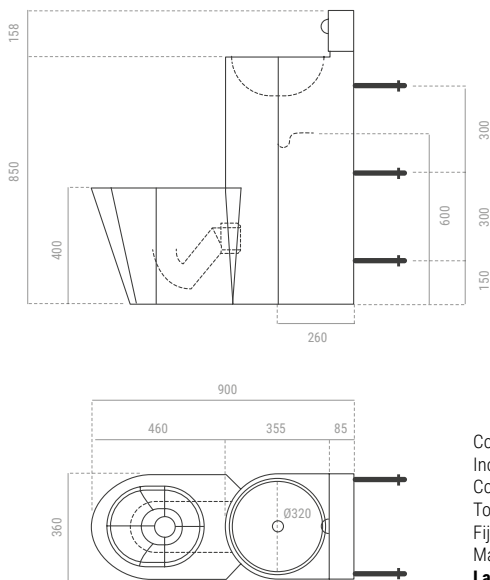
Acabado | Finish Satinado | Satin

Dimensiones | Dimensions 360 x 655 x 400/745 mm



Tim-013021 1.940,30 €

Conjunto penitenciario · Prison assembly



NOVEDAD

Compuesto de lavamanos agua fría y caliente
Inodoro adosado a unidad
Construcción: sólida, reforzada interiormente
Todas las piezas completamente soldadas
Fijación a pared y suelo
Mantenimiento por galería de servicio
La instalación del inodoro puede ser central o lateral
Composed by wash basin with hot/cold water
Wc fitted to unit
Construction: solid, reinforced internally
All pieces completely welded
Fixed to wall and floor
Maintenance by service gallery
The installation of the toilet can be central or lateral

Material | Material Acero inox AISI 304 18/8
AISI 304 18/8 stainless steel



Tim-013016 3.180,10 €

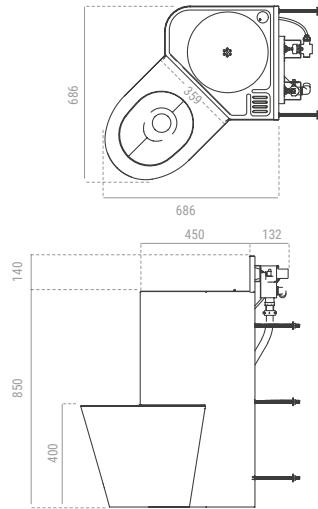
PRECIO
MÁS
BAJO



SANITARIOS DE ACERO INOX

STAINLESS STEEL BATH WARE

Conjunto penitenciario · Prison assembly



Compuesto de lavamanos agua fría y caliente
 Portarrollos empotrado
 Inodoro adosado a unidad
 Construcción: sólida, reforzada internamente
 Todas las piezas completamente soldadas
 Fijación a pared y suelo
 Mantenimiento por galería de servicio

La instalación del inodoro puede ser central o lateral

Composed by wash basin with hot/cold water
 Recessed toilet roll holder
 Wc fitted to unit
 Construction: solid, reinforced internally
 All pieces completely welded
 Fixed to wall and floor
 Maintenance by service gallery

The installation of the toilet can be central or lateral

Material | Material Acero inox AISI 304 18/8
 AISI 304 18/8 stainless steel



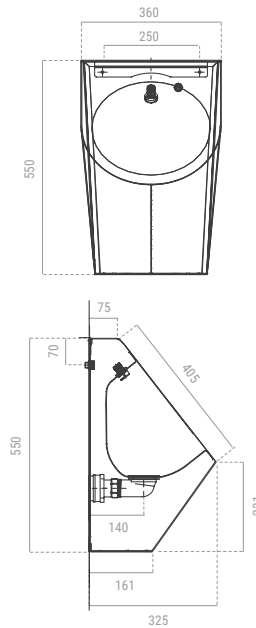
013013 Lateral Izquierdo	3.562,50 €
013014 Lateral Derecho	3.562,50 €
013015 Central	3.562,50 €

Urinario Mural · Wall mounted urinary



Tim-014013

Tim-014013-Sensor
Tim-014013-Térmico



Tim-014013-Sensor

Con descarga infrarroja operada por red eléctrica o batería.
 With infrared discharge operated by mains or battery.

Tim-014013-Térmico

Con unidad de descarga térmica 24V DC o baterías.
 With 24V DC thermal discharge unit or batteries.

Material | Material Acero inox AISI 304 18/8
 AISI 304 18/8 stainless steel

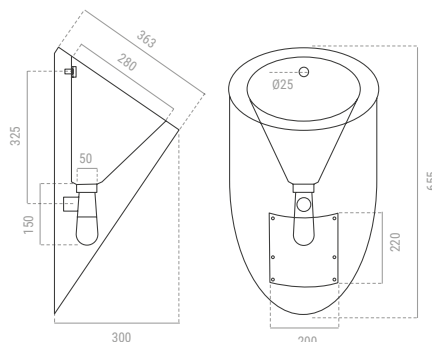
Acabado | Finish Satinado | Satin

Dimensiones | Dimensions 360 x 550 x 325 mm



Tim-014013	937,81 €
Tim-014013-Sensor	2.010,30 €
Tim-014013-Térmico	2.050,10 €

Urinario inox · Stainless steel urinary



Boquilla de 1/2" gas. Válvula desagüe de 32 mm
 Nozzle of 1/2". With waste valve of 32 mm

Material | Material Acero inox AISI 304 18/8
 AISI 304 18/8 stainless steel

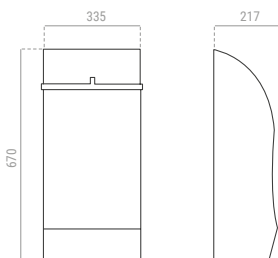
Acabado | Finish Satinado | Satin

Espesor chapa | Sheet thickness 1,2 mm



Tim-014010	681,30 €
-------------------	----------

* Urinario inox · Stainless steel urinary



Material | Material Acero inox AISI 304 18/8
AISI 304 18/8 stainless steel

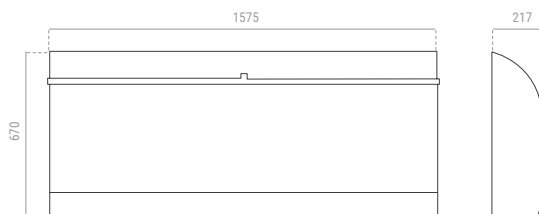

Acabado | Finish Satinado | Satin

Dimensiones | Dimensions 335 x 217 x 670 mm



Tim-014014 795,30 €

* Urinario colectivo · Collective urinary



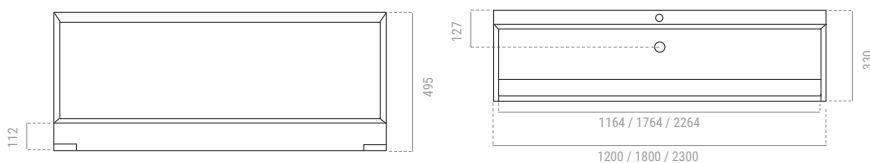
Material | Material Acero inox AISI 304 18/8
AISI 304 18/8 stainless steel

Acabado | Finish Satinado | Satin

Dimensiones | Dimensions 1575 x 217 x 670 mm



Tim-014015 1.195,60 €



Material | Material Acero inox AISI 304 18/8
AISI 304 18/8 stainless steel

Acabado | Finish Satinado | Satin

Dimensiones | Dimensions 1200 x 495 x 330 mm
1800 x 495 x 330 mm
2300 x 495 x 330 mm



Tim-014120 1.390,00 €
1200 x 495 x 330 mm

Tim-014180 1.924,94 €
1800 x 495 x 330 mm

Tim-014230 2.456,79 €
2300 x 495 x 330 mm

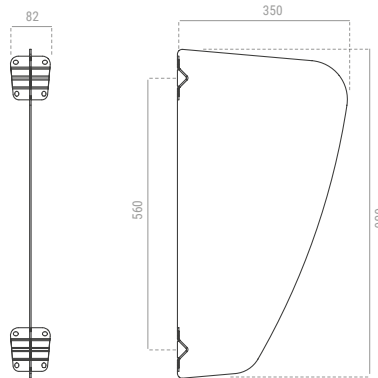
* Consultar plazo de entrega | Ask for delivery date



SANITARIOS DE ACERO INOX

STAINLESS STEEL BATH WARE

Separador urinario · Urinal divider

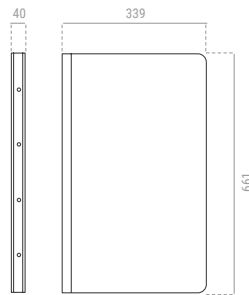


Material | Material Acero inox AISI 304
AISI 304 stainless steel

Dimensiones | Dimensions 380 x 680 x 3 mm



Tim-014021 440,10 €



Material | Material Acero inox AISI 304
AISI 304 stainless steel

Dimensiones | Dimensions 40 x 399 x 661 mm

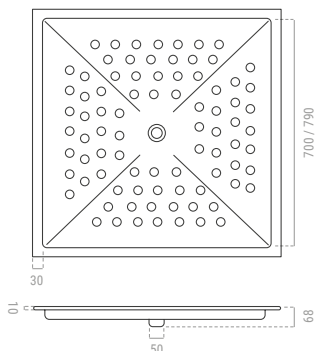



Tim-014020 645,84 €



STAINLESS STEEL BATH WARE

Plato de ducha · Shower tray



Superficie antideslizante
Anti-sliper surface

Material | Material Acero inox AISI 304 18/8
AISI 304 18/8 stainless steel

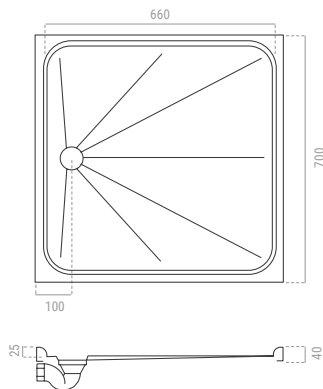
Acabado | Finish Mate | Matt

Dimensiones | Dimensions 700 x 700 mm (interior)
790 x 790 mm (interior)



Tim-016070
700 x 700 mm 386,16 €

Tim-016080
790 x 790 mm 402,71 €



Superficie antideslizante
Anti-sliper surface

Material | Material Acero inox AISI 304 18/8
AISI 304 18/8 stainless steel

Acabado | Finish Satinado | Satin

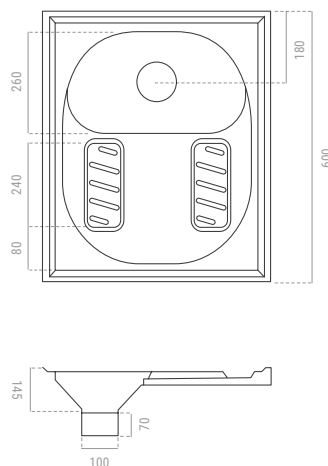
Espesor chapa | Sheet thickness 1,5 mm

Dimensiones | Dimensions 700 x 700 mm



Tim-016001 325,70 €

Placa turca · Asian WC pan



Construcción por embutición
Limpieza mediante 2 aspersores frontales
Deep drawing pressed
Cleaning by using 2 frontal sprinklers

Material | Material Acero inox AISI 304 18/8
AISI 304 18/8 stainless steel

Acabado | Finish Mate | Matt



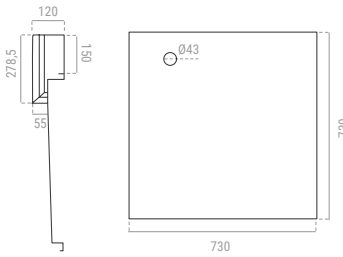

Tim-016060 520,60 €



SANITARIOS INSTALACIÓN TRANSMURO

HEAVY DUTY BATH WARE

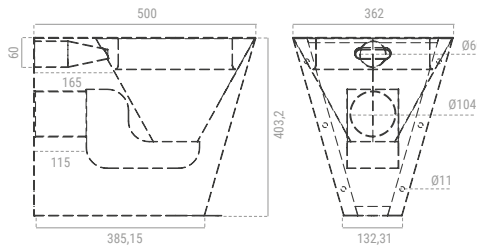
Plato de ducha transmuro · Vandal proof shower tray



Con tubo soldado para instalación transmuro
Rejilla de desagüe fijada con tornillo antivandálico
Shower tray with welded outlet, installation through gallery, vandal proof

Material Material	Acero inox AISI 304 18/8 AISI 304 18/8 stainless steel
Acabado Finish	Satinado Satin
Dimensiones Dimensions	730 x 730 mm
BR-016073	573,72 €

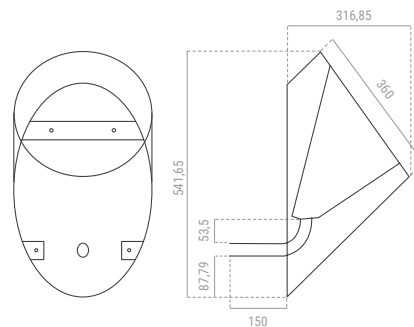
Inodoro transmuro · Vandal proof WC pan



Inodoro transmuro, para instalación en galería de servicios, con anclajes en acero inoxidable
Modelo suspendido o a suelo
Installation through service gallery, anchorages in stainless steel
Wall hung or floor model

Material Material	Acero inox AISI 304 18/8 AISI 304 18/8 stainless steel
Acabado Finish	Satinado Satin
Dimensiones Dimensions	460 x 400 x 360 mm
BR-013012-TM	1.350,40 €

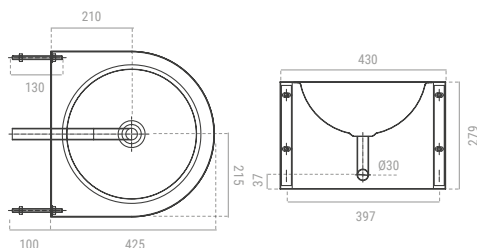
Urinario transmuro · Vandal proof urinary



Boquilla de 1/2" gas. Válvula desagüe de 33 mm
Nozzle of 1/2". Drain valve of 33 mm

Material Material	Acero inox AISI 304 18/8 AISI 304 18/8 stainless steel
Acabado Finish	Mate Matt
Espesor chapa Sheet thickness	1 mm
Dimensiones Dimensions	360 x 325 x 550 mm
BR-014013	1.255,02 €

Lavabo Mural Transmuro · Transmuro Mural Washbasin



Cubeta semiesférica de Ø 310 mm
Se puede fabricar el lavamanos central y lateral
Ø 310 mm hemispherical cuvette
The central and corner hand basin can be manufactured

Material Material	Acero inox AISI 304 18/8 AISI 304 18/8 stainless steel
Acabado Finish	Satinado Satin
Dimensiones Dimensions	420 x 410 x 280 mm
BR-014012	894,92 €

LAVACUÑAS DE ACERO INOXIDABLE

STAINLESS STEEL BEDPAN CLEANERS

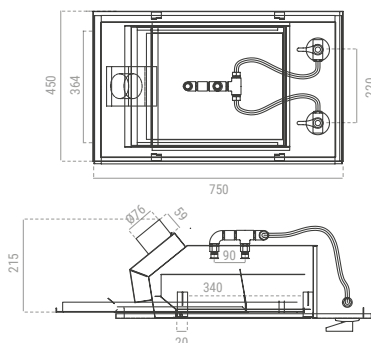
Lavacuñas empotrado · Recessed bedpan cleaner



Tim-018011



Tim-018012



Grifería manual o temporizada
 Con premarco para pared
 Difusores para limpieza interiores
 Cubeta soldada
 Manual taps or timed taps
 With frame for wall
 Cleaning jets inside
 Welded tank

Material | Material Acero inox AISI 304 18/8
 AISI 304 18/8 stainless steel

Acabado | Finish Satinado | Satin

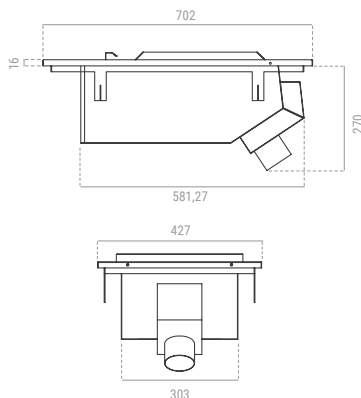
Desagüe | Outlet Ø 75 mm



Tim-018011 1 grifo temporizado / 1 temporized tap 962,15 €

Tim-018012 2 grifos temporizados agua fría-caliente
 2 temporized taps cold-hot water 974,06 €

Lavacuñas automático · Automatic bedpan cleaner



Grifería electrónica, ciclo automático de limpieza
 Desagüe con sifón incluido
 Cubeta soldada
 Electronic taps, automatic cleaning cycle
 Drain with siphon included
 Welded tank

Material | Material Acero inox AISI 304 18/8
 AISI 304 18/8 stainless steel

Desagüe | Outlet Ø 75 mm



Tim-018710 1.671,48 €

Tipos de grifería · Types of taps



Un pulsador temporizado, mezclador de agua



Dos grifos manuales, agua fría y agua caliente



Grifería electrónica, ciclo automático de limpieza

Tipo de cubeta · Bucket type



Cubeta soldada

Tipos de desagüe · Types of drains



Sifón en cubeta soldada



Salida vertical en cubeta soldada

PREMARCO PARA LAVACUÑAS

FRAME FOR BEDPAN CLEANER

Tim-018501
 Acero zincado / Zinc coated steel

92,49 €

Tim-018502
 Acero inox / Stainless steel

214,36 €


104 - 106.
Fregaderos de cocina
Kitchen sinks



07.

Fregaderos cocina

SINKS



1 seno y 1 escurridor · 1 sinus and 1 drainer



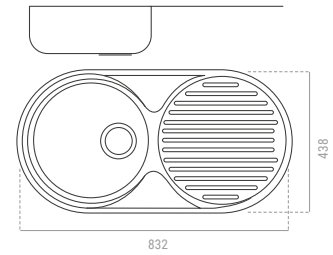
Material | Material Acero inox | Stainless steel

Acabado | Finish Brillante | Bright

Dimensiones | Dimensions 438 x 832 mm



Tim-010501 118,30 €



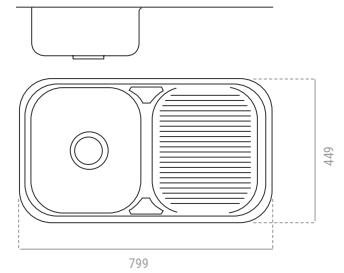
Material | Material Acero inox | Stainless steel

Acabado | Finish Brillante | Bright

Dimensiones | Dimensions 449 x 799 mm



Tim-010601 124,75 €



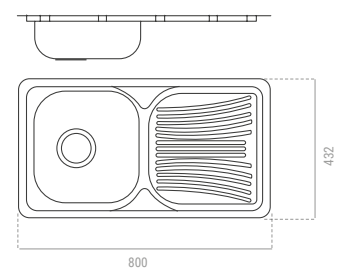
Material | Material Acero inox | Stainless steel

Acabado | Finish Brillante | Bright

Dimensiones | Dimensions 432 x 800 mm



Tim-010701 116,30 €



No incluye orificio ni grifo | Does not include hole or tap

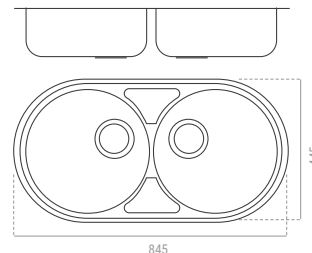
2 senos · 2 sinus



Material Material	Acero inox Stainless steel
Acabado Finish	Brillante Bright
Dimensiones Dimensions	845 x 445 mm



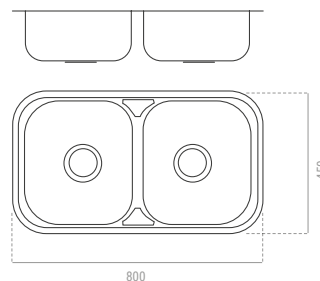
Tim-010502 133,60 €



Material Material	Acero inox Stainless steel
Acabado Finish	Brillante Bright
Dimensiones Dimensions	800 x 450 mm



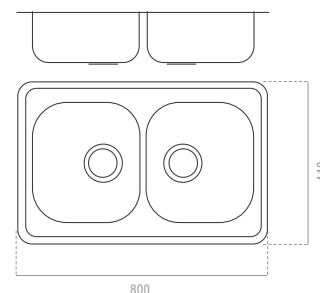
Tim-010602 141,10 €



Material Material	Acero inox Stainless steel
Acabado Finish	Brillante Bright
Dimensiones Dimensions	800 x 440 mm

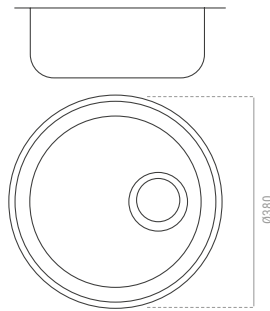


Tim-010702 139,91 €



No incluye orificio ni grifo | Does not include hole or tap

1 seno bajo encimera · 1 sinus undermount



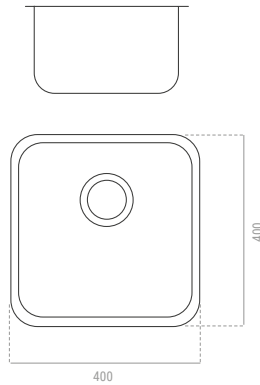
Material | Material Acero inox | Stainless steel

Acabado | Finish Brillante | Bright

Dimensiones | Dimensions Ø 380mm



Tim-010301 101,25 €



Material | Material Acero inox | Stainless steel

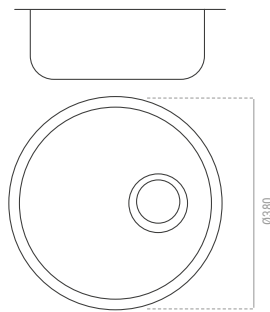
Acabado | Finish Brillante | Bright

Dimensiones | Dimensions 400 x 400 mm (interior)



Tim-010401 141,50 €

1 seno sobre encimera · 1 sinus on countertop



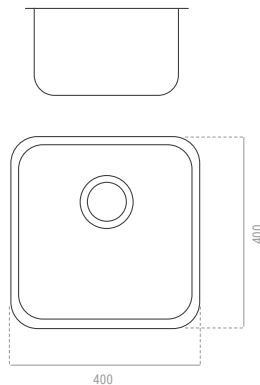
Material | Material Acero inox | Stainless steel

Acabado | Finish Brillante | Bright

Dimensiones | Dimensions Ø 380mm (interior)



Tim-010802 96,20 €



Material | Material Acero inox | Stainless steel

Acabado | Finish Brillante | Bright

Dimensiones | Dimensions 400 x 400 mm (interior)



Tim-010801 141,50 €

Grifo no incluido | Tap not included



CONDICIONES GENERALES

Todos los productos de Timblau han sido diseñados con la máxima calidad, lo que garantiza la satisfacción de nuestros clientes. No obstante, para mejor entendimiento recomendamos siempre la lectura de las siguientes condiciones generales de nuestra empresa.

- 1. PRECIOS:** Serán válidos los establecidos en la tarifa vigente a fecha de expedición, salvo error tipográfico. No queda incluido en el precio la instalación y puestas en marcha de los productos, servicios que serán abonados por el comprador.
- 2. RECLAMACIONES:** Toda reclamación debe ser remitida a **Timblau SL.** por escrito. No será admitida ninguna reclamación transcurridos 8 días desde la fecha de albarán de entrega.
- 3. DEVOLUCIÓN:** Para dar efecto a la misma deberán de concurrir las siguientes circunstancias:
 - a. que el motivo de devolución esté justificado.
 - b. que el material no haya sido manipulado.
 - c. que no se haya alterado la naturaleza del producto de origen.
 - d. que el comprador haya satisfecho previamente todos los gastos generados por la devolución.
 - e. cualquier circunstancia que considere **Timblau SL.** y no esté incluida en los puntos anteriores.
Asimismo, para admitir una devolución deberá ser aceptada en forma de canje por otro producto de precio igual o inferior, el cliente abonará la diferencia. En cualquier caso la potestad de valorar la justificación de la devolución será única y exclusivamente de **Timblau SL.**
 - f. se cobrará un demérito del 10% por revisión del producto. Transporte a cargo del cliente. Para envíos internacionales consultar.
- 4. EXPEDICIÓN:** El género será expedido siempre por cuenta y riesgo del comprador tanto en los casos de portes debidos o pagados. **Timblau SL.** queda indemne de posibles responsabilidades e indemnizaciones en el momento de la expedición de la mercancía.
- 5. EMBALAJE:** El embalaje será el indicado para cada caso. En el supuesto de necesitar embalaje excepcional, éste deberá ser abonado previamente por el comprador.
- 6. PORTES:** los portes serán pagados a cualquier lugar del territorio nacional (excepto Canarias, Baleares, Ceuta y Melilla), cuando su importe sea superior a 150€ (IVA no incluido). Para pedidos inferiores a 150€ se cobrarán 11€. Para pedidos voluminosos consultar precio.
- 7. GARANTÍAS:** **Timblau SL.** extiende únicamente garantía a las piezas y componentes. Esta garantía se establece por un periodo de 2 años, a partir de la fecha de entrega del producto.
Serán causas de exclusión de la garantía:
 - a. El simple transcurso del tiempo de cobertura de la misma.
 - b. El uso indebido del producto.
 - c. Cualquier otra circunstancia que, a criterio de **Timblau SL.** fuera motivo debidamente justificado de exclusión de la garantía.
Quedan expresamente excluidos de la garantía el coste de la mano de obra, el de instalación y desplazamiento que se origine dentro del periodo de la misma.
- 8. CONDICIONES DE PAGO:** Se hará efectivo el importe de la entrega del material, en efectivo metálico o cheque conformado en caso de que el importe sea inferior a 120 € o bien se haya establecido otras condiciones de pago por **Timblau SL.**
- 9. RESERVA DE DOMINIO:** Se establece a favor de **Timblau SL.** reserva de dominio en tanto el comprador no haya satisfecho el total importe del producto.
- 10. SUMISIÓN JURISDICCIONAL:** En caso de cualquier cuestión litigiosa originada directa o indirectamente por la venta de cualquiera de nuestros productos, se entenderán únicamente competentes los juzgados y tribunales de justicia de la ciudad de Barcelona.
Toda evolución de los productos que comercializa **Timblau SL.** se realiza con el fin de ofrecer un producto de mejor calidad y con el fin de satisfacer al cliente. Por ello nos reservamos la potestad de poder modificar diseños y productos sin previo aviso.
- 11. CATÁLOGO REVISADO:** Enero 2025

GENERAL CONDITIONS

All Timblau products have been designed with the maximum quality in order to guarantee the full satisfaction of our costumers. Nevertheless, for a better understanding we recommend to read the following commercial conditions.

- 1. PRICES:** The price paid will be in accordance to the current price list in the date the order is sent. Any other kind of services will be paid by customer.
- 2. CLAIMS:** Any kind of claim, must be submitted under written letter to **Timblau, SL.** No claim will be accepted or refunds available EIGHT DAYS after the reception of the goods. It is essential therefore to ensure that the date appears in the delivery note upon reception from the carrier.
- 3. REFUNDS:** In order to allow a refund, the following circumstances should be met:
 - a. The refund of the goods must be justified.
 - b. The goods must not been manipulated.
 - c. The goods must be the same as the original.
 - d. The buyer will assume all the refund costs, beforehand.
 - e. Any other matter that **Timblau, SL.** should consider in points A,B,C;D. Likewise, in order to admit a devolution, the costumer will accept the same product, at the same price or a lower one. If the product is more expensive than the one that should be returned, the costumer should pay the difference.
Nevertheless, **Timblau, SL.** keeps the authority to study the reasons for the refund.
 - f. A demerit of 10% will be charged for product review. Transportation at the customer's expense. For international shipments, please ask.
- 4. SHIPMENT:** All carrying charges are responsibility of the customer. **Timblau, SL.** will not take any responsibility whatever damages which occur in transporting the goods.
- 5. PACKAGING:** It will always meet **Timblau's** requeriments, being free of cost for the customer. If special package should be need this must be paid by the customer.
- 6. TRANSPORT COST:** Transport costs are not included in the price, if it is not agreed by **Timblau, SL.** **Timblau, SL.** uses its own forwarder agent to assure a fast and reliable delivery. However, prior notice to **Timblau, SL.** the costumer can use their own forwarder agent.
- 7. GUARANTEES:** **Timblau SL.** only extends a guaranty for pieces and components. This guarantee is from 2 years starting on date of delivery. The following reasons will make expire the guarantee. For large orders, consult price.
 - a. The natural course of time of the guarantee: 2 years time.
 - b. An improper use of the goods.
 - c. Any other circumstance that, under the criteria of **Timblau, SL.** should be a reason of exclusion of the guarantee.
The guarantee will not cover the labour cost, the installation cost or the displacement cost.
- 8. PAYMENTS:** Except for special agreements that should be made in advance, any operation of our bills will be done by prior agreement and within a period of 30 days from the date of the order.
- 9. ENTITLEMENT:** All goods will be considered to be the property of **Timblau, SL.** until the customer has made the final payment. Until that moment **Timblau, SL.** reserves entitlement at them.
- 10. JURISDICTION:** The only recognized authority in all cases will be the law courts of Barcelona.
The descriptions and photographs contained in our catalogue must be understood to be only illustrative and informative. Our company policy is in constant improvement and we therefore reserve the right to modify any of our products or specifications without previous notice.
- 11. REVISED CATALOG:** January 2025

La parte más importante en un negocio son los clientes

The most important part in a business are the customers

Más de **20 años** a su servicio diseñando productos con la máxima calidad.

More than **20 years** at your service designing products with the highest quality.



SOMOS FABRICANTES

WE ARE MANUFACTURERS








 Timblau

 **Timblau**

Parque Industrial Noguera, nave 22 Can Amat
08630 Abrera, Barcelona (Spain)

Tel.+34 937 704 520

timblau@timblau.com



Descargar tarifa
actualizada



Descargar
catálogo